

PROFORMA FOR ANNUAL REPORT 2023 (January-December 2023)

1. GENERAL INFORMATION ABOUT THE KVK

1.1. Name and address of KVK with phone, fax and e-mail

Address	Telephone		E mail
	Office	FAX	
At-Paljhar, P.O.-Salunki, Dist-Boudh, Pin-762026	-	-	kvkboudh.ouat@gmail.com kvk.boudh@ouat.ac.in

1.2 .Name and address of host organization with phone, fax and e-mail

Address	Telephone		E mail
	Office	FAX	
Orissa University of Agriculture & Technology, Bhubaneswar-751003	0674- 2397970	0674-2397780	http://ouat.nic.in

1.3. Name of Senior Scientist and Head with phone & mobile No.

Name	Telephone / Contact		
Sri Tapan Kumar Das	At-KVK Campus, Paljhar, Boudh-762026	8249001807	tapandasouat@gmail.com

1.4. Year of sanction of KVK: Year of sanction of KVK: Krishi Vigyan Kendra, Boudh was established by ICAR in 01.07.2005 under the control of Orissa University of Agriculture and Technology at Paljhar farm. Boudh district is bounded by River Mahanadi & Angul District to the north, Kandhamal District to the south, Nayagarh District to the east and River Tel & Subarnapur District to the west, covering a geographical area of 3098 sq km, the district lies between 20° 22' N to 20° 50' North Latitude and 83° 34'E to 84°49' East Longitude.

1.5. Staff Position (as on 1st January, 2024)

Sl. No.	Sanctioned post	Name of the incumbent	Designation	Discipline	Pay Scale with present basic	Date of joining	Permanent/Temporary	Category (SC/ST/OBC/Others)
1	Senior Scientist& Head	Tapan Kumar Das	Sr. Scientist & Head (I/c)	Plant Protection	82,200	04/06/2021	Temporary	Others
2	Subject Matter Specialist	Sasmita Pal	Scientist (Home Science)	Home Science	92,500	12/07/2023	Temporary	Others
3	Subject Matter Specialist	Mayuri Sing Sardar	SMS (Agril.Extn.)	Agril.Extn	65,000	31/07/2018	Temporary	ST
4	Subject Matter Specialist	Kabita Mishra	Scientist (Agronomy)	Agronomy (On study leave)	19,810	05/07/2023	Temporary	Others
5	Subject Matter Specialist	Vacant	-	-	-	-	-	-
6	Subject Matter Specialist	Vacant	-	-	-	-	-	-
7	Subject Matter Specialist	Vacant	-	-	-	-	-	-
8	Programme Assistant	Vacant	-	-	-	-	-	-
9	Computer Programmer	Md. Sadakat Ali	Prog.Asst (Computer)	-	58,600	28/12/2010	Temporary	Others
10	Farm Manager	Harapriya Sathy	Farm Manager	Horticulture	43,600	03/02/2015	Temporary	SC
11	Accountant / Superintendent	Vacant	Accountant / superintendent	-	-	-	-	-
12	Stenographer	Trupti Ranjan Barik	Stenographer	-	42,200	07/07/2023	Temporary	Others
13.	Driver	Trinath Sahoo	Driver	-	27,600	07/09/2015	Temporary	Others
14.	Driver	G.S.Choudhury	Driver	-	27,600	15/11/2013	Temporary	Others
15.	Supporting staff	Bhima Baral	Supporting staff	-	25,800	20/12/2007	Temporary	Others
16.	Supporting staff	Vacant	-	-	-	-	-	-

1.6. Total land with KVK (in ha) :

S. No.	Item	Area (ha)
1	Under Buildings	1.6
2.	Under Demonstration Units	0.2
3.	Under Crops	3.0
4.	Orchard/Agro-forestry	10.13
5.	Others with details	5.25
	Total	20.0

Total area should be matched with breakup

1.7. Infrastructure Development:

A) Buildings and others

S. No.	Name of infrastructure	Not yet started	Completed up to plinth level	Completed up to lintel level	Completed up to roof level	Totally completed	Plinth area (sq.m)	Under use or not*	Source of funding
1.	Administrative Building	-	-	-	-	Yes	-	Use	ICAR
2.	Farmers Hostel	-	-	-	-	Yes	-	Use	ICAR
3.	Staff Quarters (6)	-	-	-	-	Yes	-	Use	ICAR
4.	Piggery unit	-	-	-	-	-	-	-	-
5	Fencing	-	-	-	-	-	-	-	-
6	Rain Water harvesting structure	-	-	-	-	-	-	-	-
7	Threshing floor	-	-	-	-	Yes	-	Use	ICAR
8	Farm godown	Yes	-	-	-	-	-	-	ICAR
9.	Dairy unit	-	-	-	-	-	-	-	-
10.	Poultry unit	-	-	-	-	Yes	-	Use	RKVY
11.	Goatary unit	-	-	-	-	-	-	-	-
12.	Mushroom Lab	-	-	-	-	Yes	-	Use	ICAR
13.	Mushroom production unit	-	-	-	-	Yes	-	Use	ICAR

14.	Shade house	-	-	-	-	Yes	-	Use	ICAR
15.	Soil test Lab	-	-	-	-	Yes	-	Use	ICAR
16	Others, Please Specify (IFS unit)	-	-	-	-	Yes	-	Use	ICAR

* If not in use then since when and reason for non-use

B) Vehicles

Type of vehicle	Year of purchase	Cost (Rs.)	Total km. Run	Present status
TATA SUMO	2005-06	3,84,042	200000	Condemned
Tractor	2005-06	4,34,088	85000	Condemned
Motor cycle	2009-10	49,965	81000	Running Condition
Bolero	2019-20	8,00,000	-	57,225
Tractor	2022-23	7,50,000	-	100

C) Equipment & AV aids

Name of equipment	Year of purchase	Cost (Rs.)	Present status	Source of fund
a. Lab equipment				
b. Farm machinery				
Tractor				
c. AV Aids				
i. Television	31.3.2007	11,200	Damaged	ICAR
(Philips)				
ii. Camera (Sony)	31.3.2007	9,900	Damaged	ICAR
iii. Camera (Sony)	31.3.2008	9,490	Damaged	ICAR

iv. Handy cam (Sony)	31.3.2012	24,700	Good condition	ICAR
v. GPS Camera	31.3.2016	22,500	Good condition	ICAR
vi. Camera	31.3.2018	10,169	Good condition	ICAR
vii. LED TV	31.3.2018	50,000	Good condition	ICAR
viii. LCD Projector	15.01.2010	86,000	Good condition	ICAR
ix. Picco Projector	31.3.2017	20,000	Good condition	ICAR
x. Ahuja Complier	31.3.2010	9,450	Good condition	ICAR
xi. Ahuja speaker Box	31.3.2010	7,300	Good condition	ICAR
xii. Ahuja codeless phone	31.3.2010	2,350	Good condition	ICAR
xiii. Ahuja stand mic phone	31.3.2010	1,740	Good condition	ICAR
xiv. Ahuja micro phone stand	31.3.2010	1,500	Good condition	ICAR

D) Farm implements

Name of equipment	Year of purchase	Cost (Rs.)	Present status	Source of fund
i. Rotavetor	31.3.2012	30,000	Good condition	ICAR
ii. Thresher cum Fan type winner	31.3.2012	20,000	Good condition	ICAR
iii. Aspee power sprayer	31.3.2016	7,865	Good condition	ICAR
iv. M.B.Plough	31.3.2016	30,500	Good condition	ICAR
v. 9 type	31.3.2016	25,500	Good	ICAR

cultivators				condition	
vi. cutter	Aspee Arush	31.3.2016	25,300	Good condition	ICAR
vii. land)	Weeder (Dry	31.3.2017	35,801	Good condition	ICAR
viii. power mist blower	Agrimate	31.3.2017	8,400	Good condition	ICAR
ix. type battery operated sprayer	KNAPSM	31.3.2017	4,410	Good condition	ICAR

1.8. Details of SAC meeting* conducted in the year

Sl. No.	Date	Number of Participants	Salient Recommendations	Action taken	If not conducted, state reason
1.	16.12.2023	36 Nos	➤ Area to be increase from 1 ha to more in case of FLD programme.	➤ Area has been taken from 1 ha to 2 ha under all FLD programme during the year of 2023-24.	-
			➤OFT or FLD programme on Green gram (like IDM, INM etc.) to be taken.	➤ 1 no. of FLD programme proposed to be conducted on “Demonstration on YMV management in Greengram” during the Rabi 2023-24.	
			➤More no. of training programme on Organic farming & Natural farming should be included.	➤ 4 Nos. of training programmes with 120 Nos. of participants have been conducted in Kultakhali, Gandhigram, Kantuani & Laxmanpur village in Kharif season. Lecture also delivered on “Natural Farming” by KVK Scientist	

				under VBSY Programme at the GP level on daily basis.	
			➤ Organic farming group should be prepared and marketing facilities to be made for organic production.	➤ 2 Nos. of farmers group have been made with 20 Nos. of participants who practices the organic farming in Kultakhali and Gudapada village. They also prepared vermicompost unit at their farm level. They have started their marketing of products at the local level.	
			➤ After paddy cultivation pulses crop should be included.	➤ 2 nos. of awareness programme for promotion of pulse cultivation have been conducted in Krushnapali and Kultakhali villages of Boudh block with 60 nos. of participants. Pulse crop will be taken during rabi-2023-24 under CFLD programme after immediate harvest of paddy.	
			➤ Acid soil management practices to be included.	➤ 3 nos. of awareness programme have been conducted in Krushnapali, Dhalpur and Sakusinga villages of Harbhanga block with 75 nos. of participants.	

				Suggestion of Lime application and use of organic manure practices have been given to the farmers.	
			➤ Capacity building programme on cotton crop to be included at Kantamal Block.	➤ 3 nos. of capacity building training programme have been conducted in convergence mode with dept. of Agriculture at village Jogindrapur, Badagochha and of Kantamal Block of Boudh district with 150 nos. of participants. 1 no. of FLD programme on “Demonstration on Sucking Pest Management in Cotton” has conducted in Nendan village of Boudh block.	
			➤ Suggestion to carry out different activities such as backyard poultry rearing, demonstration on vegetable seedling production and Vermicompost production for doubling of farmer income in the district.	➤ 2000 nos. of chicks have been distributed in convergence mode with the Matrushakti FPO in the Gidhamal, Nuapali and Kodibahal villages of Kantamal block with 100 nos. of participants. Demonstration on vegetable seedling production proposed to be conducted under SCSP	

				programme and “ASCI” training programme proposed to be conducted on Organic cultivator for Skill development during Rabi 2023-24 by KVK.	
			➤ Nos. of work on veterinary, Fishery, allied sector (suggestions from DLREI meeting) to be increased in the district	➤ 1 nos. of Farmers fair cum exhibition named “Mostya O Pranisampad Mela 2023” has been conducted in convergence mode with the dept of Fishery and Animal husbandry at the district level with 2000 nos. of participants.	
			➤ Awareness cum training programme on Animal Health in convergence mode to be done.	➤ 2 nos. of Awareness camp programme propose to be conducted in convergence mode with the dept. of Animal husbandry in Rabi 2023-24 under SCSP programme.	
			➤ Trials/Training/Awareness programme on Millet crops to be taken as.	➤ 2 nos. of training programme, 3 nos. of awareness programme have been conducted with 25 nos. of rural youth at KVK campus and 1 no. of FLD programme on “Demonstration on Ragi thresher cum pearler” has conducted in Kelakata	

				village of Harbhanaga block. 2 nos. of Field day and Crop cutting programme have been conducted in convergence mode with dept. of Agriculture and Odisha Millet Mission in Saleising and Tutumsing village of Boudh block with 140 nos. of participants.	
			➤ Trials/Training programme on floriculture (such as Tuberose & Marigold) or some improved variety to be taken as.	➤ 1 No of FLD Programme on “Demonstration on Marigold var. Bidhan Marigold-2” has taken during Rabi season at Mursundi and Baghiapada village of Boudh block and 2 nos. of training cum awareness programme have been conducted in the same villages with 60 nos. of women SHG members.	
			➤ Trials on new vegetables like Sponge gourd, Ivy gourd, and leafy vegetables at KVK, Crop cafeteria as.	➤ Different types of leafy vegetables like spinach, Coriander leaves, Amaranthus, Methi, spring onion, cabbage, mint have been demonstrated at KVK, Crop Cafeteria and Nutritional garden. Introducing Red cabbage	

				var. Red jewel and Capsicum var. Ayesha have been introduced also in crop cafeteria.	
			➤ Awareness programme on production of Kharif onion to be increased.	➤ 3 Nos. of awareness programme with 90 Nos. of participants have been conducted in Alania, Rampur & Boudh block.	
			➤ Training programme on value addition to be included.	➤ 3 nos. of training programme on value addition of Millet crops and Oyster mushroom have conducted in Sarsara, Tetelenga villages of Boudh block and Manamunda village of Kantamal block with 90 nos. of women SHG member. 3 nos. of millet recipe contest also have been conducted to increase awareness among the rural women.	
			➤ Training programme on watershed management to be conducted.	➤ 2 nos. of training programme with 100 nos. of participants have been conducted in Lundaberuni, Lundrujhor village under the theme of “Jal Shakti Abhiyaan” programme.	
			➤ Suggestion to introduce Kalinga, Pallishree chicks in the district	➤ 2000 nos. Kalinga and Pallishree chicks proposed	

			through SCSP and FLD Programme.	to be distributed in the district through FLD programme under SCSP scheme during Rabi 2023-24.	
			➤Capacity building training to SHGs on mushroom Production & Bee Keeping farming.	➤ 2 nos. of training programmes have been conducted with 60 Nos. of WSHGs members of village: Amthapada, Baghiapada & Manamunda on mushroom production and Bee keeping farming for their capacity building.	
			➤Give more importance on production of Oilseed and Pulses crop.	➤ Oilseed and Pulses crop proposed to be taken during rabi 2023-24 under CFLD programme.	

** Salient recommendation of SAC in bullet form*

Attach a copy of SAC proceedings along with list of participants

List of participants present in the Rabi 20th SAC meeting with their address and status in the meeting.

Sl. No	Designation &Address	Status
1	Hon'ble Vice-Chancellor, OUAT, BBSR	Chairman
2	Dean Extension Education, OUAT, BBSR	Co- Chairman
3	Joint Director, Extension Education, OUAT, BBSR	Member
4	Director, ATARI, Kolkata	Member
5	Director, CHES, IIHR, BBSR	Member
6	Principal Scientist, IIWM, BBSR	Member
7	ADR, RRTTS, Chiplima Sambalpur	Member

8	DDF, Bolangir	Member
9	CDAO, Boudh	Member
10	CDVO, Boudh	Member
11	DFO, Boudh	Member
12	AFO, Boudh	Member
13	ADH, Boudh	Member
14	PD, Watershed	Member
15	Dy. Director of NHRDF, Boudh	Member
16	DDM, NABARD, Boudh	Member
17	DSWO, Boudh	Member
18	DPC, Boudh	Member
19	DAO, Boudh	Member
20	DM, OAIC, Boudh	Member
21	ZM, OSSC, Ltd., Boudh	Member
22	SCO, OSSOPCA, Bolangir	Member
23	GM, DIC, Boudh	Member
24	Secretary RMC, Boudh	Member
25	Director, RSETI, Boudh	Member
26	Lead Bank Manager, Boudh	Member
27	Executive Engineer, OLIC, Boudh	Member
28	Sr. Scientist & Head, KVK, Angul	Special Invitee
29	Sr. Scientist & Head, KVK, Sonapur	Special Invitee
30	Sr. Scientist & Head, KVK, Kandhamal	Special Invitee

31	Representative Doordarshan/AIR	Member
32	Progressive Farmer	Member
33	Progressive Farmer	Member
34	Progressive Farmer	Member
35	Progressive Farmer	Member
36	Women SHG group representative	Member
37	Sr. Scientist & Head, KVK, Boudh	Member-Secretary

2. a. District level data on agriculture, livestock and farming situation (2023)

Sl. no.	Item	Information	
1	Major Farming system/enterprise	Rice-pulses, Rice Oilseeds, Rice-rice, Rice-Vegetables, Sugarcane, Cotton, Goatery, Diary	
2	Agro-climatic Zone	Western Central Tableland	
3	Agro ecological situation	Hot to sub-humid	
4	Soil type	The black soil, Mixed red & Black, Red soil	
5	Productivity of major 2-3 crops under cereals, pulses, oilseeds, vegetables, fruits and others	Green gram	4.92
		Black gram	4.50
		Pigeonpea	7.32
		Sesamum	4.01
		Green gram	4.92
6	Mean yearly temperature, rainfall, humidity of the district	A mean maximum summer temperature 48.5° centigrade and mean winter temperature 9.5° centigrade.	

7	Production of major livestock products like milk, egg, meat etc.	Milk	25.13 (000 MT)
		Egg	14.59 (Mill No)
		Meat	2468.65 (M.T)
		Fish (Fresh water)	5167.60 (in MT)
		Egg	14.59 (Mill No)

Note: Please give recent data only

2. b. Details of operational area / villages (2023)

Sl. No	Name of Taluk	Name of the block	Name of the villages	Major crops & enterprises	Major problems identified (crop-wise)	Identified Thrust Areas
1	Boudh	Boudh	Gambharipadar	Paddy Pigeonpea Vegetable Goatery Maize	Paddy- Stem borer, Swarming caterpillar & incidence of Blast, Bacterial. Leaf blight in paddy, Pigeon pea- Aphids, Thrips & YMV infection in Pulses Onion- Lack of knowledge about improved varieties, and their seed/planting material.	Drought tolerant variety Short duration, Pod borer damage, non-availability of market information. Soil Health Management, Varietal replacement with high yielding varieties Integrated disease and pest management, Integrated nutrient Management.
2.	Boudh	Boudh	Kulutakhali	Paddy, Green gram, Pigeon pea, Banana, Papaya, Vegetable, etc. Fishery, Goatery, Poultry, Merigold, Dairy	Paddy- Stem borer, Swarming caterpillar & incidence of Blast, Bacterial. Leaf blight in paddy Pulses- Aphids, Thrips & YMV infection in Pulses Vegetables-weed management, Flower drop problem, fewer nos. of fruit set	Pest and disease management. Crop diversification to high value vegetables, Scientific production technology for commercial flower, vaccination & Feed management.
3.	Boudh	Boudh	Khairmal	Paddy, Green gram, Black gram, Onion etc. Goatery, Dairy, Poultry	Paddy- Stem borer, Swarming caterpillar & incidence of Blast, Bacterial. Leaf blight in paddy Pulses- Aphids, Thrips & YMV infection in Pulses Onion- Lack of knowledge about the control measures for various pests and diseases and improved storage structure.	Crop diversification to high value vegetables, Pest and disease management, weed management, inadequate transportation facilities.

4.	Boudh	Boudh	Lakhanpur	Paddy, Green gram, black gram, Mango, pigeon pea, Tomato, Brinjal, Goater, Dairy, Poultry	Paddy- Stem borer, Swarming caterpillar & incidence of Blast, Bacterial. Leaf blight in paddy Pulses- Aphids, Thrips & YMV infection in Pulses Tomato-Wilt in tomato Brinjal-Fruit and shoot borer Onion: High charges for transportation	Pest and disease management, weed management, inadequate transportation facilities.
5.	Boudh	Boudh	Sakusinga	Paddy, Green gram, Horse gram, Black gram, Watermelon, Onion, Fishery, Goater, Dairy, Poultry, Mango	Paddy- Stem borer, Swarming caterpillar & incidence of Blast, Bacterial. Leaf blight in paddy Pulses- Aphids, Thrips & YMV infection in Pulses Watermelon-Knowledge in Planting technique.	Soil Health Management, Varietal replacement with high yielding varieties Integrated disease and pest management, Integrated nutrient Management, Orchard Management, vaccination & Feed management Integrated Pest and disease management, non-availability of market information.

2. c. Details of village adoption programme:

Name of the villages adopted by PC and SMS (2023) for its development and action plan: The villages that have been adopted by PC and SMS are Gambharipadar, Kulutakhali, Khairmal, Lakhanpur, Sakusinga.

The Village Adoption study provides an opportunity to understand the factors that are responsible for under-development in a village, despite plethora of programmes/schemes in vogue. They also get familiar with the interventions, participatory interaction, understanding the prevailing situation, mobilization of community, initiating participatory processes, establishing linkages among line departments etc. which are likely to strengthen the process of development and ensure poverty reduction and strengthen natural resources management. The process of Village Adoption is thus an experimentation and involvement of KVK scientists to drive the process of development in a selected village. Given the emphasis on involvement of KVK scientist at grass-root level by adopting specific village, preferably from back-ward area, as well as keeping the experience of the first phase of Village Adoption studies, it is felt necessary to draw a frame-work while undertaking this category of studies. Consequently, the broad guidelines are evolved.

Selection of villages: The criteria for selecting the village is its backwardness in terms of accessing government sponsored development/welfare programmes etc. Hence, while selecting the villages KVK scientist concerned may access the statistical profile of the Block. The statistical profile may be based on demographic profile, agriculture production, land-use pattern, incidence of basic amenities, incidence of weaker sections, agriculture and allied sector, performance in implementation of welfare/development programmes etc. - One of the villages among the lowest rung based on statistical profile may be selected for the study keeping in view the logistical advantages of access, travel time from headquarters etc.

Preparatory steps before the first visit:

The KVK scientist first compiles secondary information of the village, people, customs, natural resources, and GIS maps. Voluntary persons/organizations involved in the area, GPDP Plan of the Panchayat/villages, panchayats functionaries, along with contact details etc.

Matrix Ranking: It is used to identify their interest and perceptions This may environment-related aspects like agricultural pattern, dry land cultivation, etc. This method helps to identify the observation of the village people.

Social Mapping: To focus on the depiction of habitation patterns and the nature of housing and social infrastructure: roads, drainage systems, schools, drinking water facilities, etc. social mapping has been done.

The major techniques KVK Scientist used for village adoption Programme are Community mapping, transect walks, focus group discussions, gender role analysis, use of drawings, posters, role-play, etc. The main work was done as below:

- ✓ Village Selection Criteria.
- ✓ Defining Scope of Development.
- ✓ Initial Assessment & Benchmarking.
- ✓ Identifying Problems.
- ✓ Identifying Sectoral Needs.
- ✓ Village Resource Mapping.

Name of the villages adopted by PC and SMS (2023) for its development and action plan

Name of village	Block	Action taken for development
Gambharipadar	Boudh	Training, OFT (PP), OFT(Hort), FLD, SCSP program
Kulutakhali	Boudh	Training, OFT (PP), OFT(Hort), FLD, SCSP program, CFLD activity
Khairmal	Kantamal	Training, OFT (PP), OFT(Hort), FLD,
Lakhanpur	Harbhanga	Training, OFT (PP), OFT(Hort), FLD ,SCSP program
Sakusinga	Harbhanga	Training, OFT (PP), CFLD Activity,

2.1 Priority thrust areas

S. No	Thrust area
1.	Crop diversification and varietal substitution
2.	Integrated Nutrient Management practices in crops
3.	Acid soil reclamation
4.	Integrated Pest & Disease Management
5.	Improving productivity of horticultural crops
6.	Farm mechanization, post-harvest and soil and water conservation
7.	Drudgery reduction
8.	Scientific management of Goatery, Apiary, Fishery & Dairy
9.	Organic farming
10.	Post-Harvest Management and Value Addition
11.	Soil and Water Conservation
12.	Organic farming-use of vermicompost, Azolla, and biofertilizer

3. TECHNICAL ACHIEVEMENTS

3.A. Details of target and achievement of mandatory activities by KVK during the year

OFT												FLD											
No. of technologies tested:												No. of technologies demonstrated:											
Number of OFTs		Number of farmers										Number of FLDs		Number of farmers									
Target	Achievement	Target	Achievement									Target	Achievement	Target	Achievement								
			SC		ST		Others		Total						SC		ST		Others		Total		
			M	F	M	F	M	F	M	F	T				M	F	M	F	M	F	M	F	T
10	10	70	1	1	7	5	18	12	4	3	7	16	16	160	28	3	17	1	4	25	90	70	16
			5	3					0	0	0					5	0		5			0	

Training												Extension activities											
Number of Courses												Number of participants											
Target	Achievement	Target	Achievement									Target	Achievement	Target	Achievement								
			SC		ST		Others		Total						SC		ST		Others		Total		
			M	F	M	F	M	F	M	F	T				M	F	M	F	M	F	M	F	T
74	74	2035	71 5	46 2	21 5	95	348	200	1 2 7 8	7 5 7	2 0 3 5	100	86	45,500	22 1	19 8	75 2	6 5 8	330 00	74 0	3 3 9 7 3	1 5 9 6	3 5 5 6 9

Impact of capacity building											Impact of Extension activities										
Number of Participants trained		Number of Trainees got employment (self/ wage/ entrepreneur/ engaged as skilled manpower)									Number of Participants attended		Number of participants got employment (self/ wage/ entrepreneur/ engaged as skilled manpower)								
Target	Achievement	SC		ST		Others		Total			Target	Achievement	SC		ST		Others		Total		
		M	F	M	F	M	F	M	F	T			M	F	M	F	M	F	M	F	T
90	65	08	09	07	08	15	18	30	35	65	6,000	4,800	620	310	480	210	550	330	1650	850	2500

Seed production (q)		Planting material (in Lakh)	
Target	Achievement	Target	Achievement
2.0	2.0	6,10,000 Nos.	4,78,200 Nos.

Livestock strains and fish fingerlings produced (in lakh)*		Soil, water, plant, manures samples tested (in lakh)	
Target		Achievement	
3000 (poultry chicks)		3300	
Target		Achievement	
400		350	

* Give no. only in case of fish fingerlings

Publication by KVKs							
Item	Number	No. circulated	No. of Research papers in NAAS rated Journals	Highest NAAS rating of any publication	Average NAAS rating of the publications	Details of awarded publication, if any	Details of Award given to the publication
Research paper	-	-	-	-	-	-	-
Seminar/conference/ symposia papers	-	-	-	-	-	-	-
Books	6	3000	-	-	-	-	-
Bulletins	01	500	-	-	-	-	-
News letter	01	Mass	-	-	-	-	-
Popular Articles	5	2500	-	-	-	-	-
Book Chapter	-	-	-	-	-	-	-
Extension Pamphlets/ literature	06	300	-	-	-	-	-
Technical reports	06	50	-	-	-	-	-
Electronic Publication (CD/DVD etc)	01	20	-	-	-	-	-
TOTAL	26	6370	-	-	-	-	-

3.1 Achievements on technologies assessed and refined

OFT-1

1.	Title of On farm Trial	Assessment of weed management in maize
2.	Problem diagnosed	Low yield in maize due to heavy weed infestation
3.	Details of technologies selected for assessment/refinement (Mention either Assessed or Refined)	Assessed
4.	Source of Technology (ICAR/AICRP/SAU/other, please specify)	OUAT-2020-21
5.	Production system and thematic area	Rainfed upland
6.	Performance of the Technology with performance indicators	Cost of Intervention, Additional income over Additional cost, Yield per ha, B:C Ratio.
7.	Final recommendation for micro level situation	TO2: Application of Tenebotriner 100g/ha at 20 DAS as post emergence herbicide.
8.	Constraints identified and feedback for research	Pre-emergence herbicide Atrazine control broadleaf and grass weeds ,whereas Post emergence application Tembotrine (trade name: Laudiso) works fast and ensure broad spectrum performance and has minimal carry over potential.
9.	Process of farmers participation and their reaction	Farmers has appreciated this recommendation.

Thematic area: Crop Production

Problem definition: Low yield in maize due to heavy weed infestation

Technology assessed: Assessment of weed management in maize

Table:

Technology option	No. of trials	Yield component			Weed incidence (%)	Yield (q/ha)	Cost of cultivation (Rs./ha)	Gross return (Rs/ha)	Net return (Rs./ha)	BC ratio
		Weed density(No ./m2)	Plant height(c m)	100 seed weight(g m)						
FP	7	16.14	163.2	30.9	22	40.4	33929	88193	54,264	1.6
TO-1	7	11.42	206.8	34.7	11	52.65	36690	114891	78,201	3.1
TO-2	7	7.14	215.7	36.2	5	58.57	38081	127858	89,777	3.3

Good quality photographs of different treatments:



OFT-2

1.	Title of On farm Trial	Assessment of Onion Varieties of Rabi Season
2.	Problem diagnosed	Low yield due to Unavailability of Suitable variety.
3.	Details of technologies selected for assessment/refinement (Mention either Assessed or Refined)	Assessed
4.	Source of Technology (ICAR/AICRP/SAU/other, please specify)	SO3666 (E)-2016 (Notification Variety
5.	Production system and thematic area	Rainfed Upland
6.	Performance of the Technology with performance indicators	Cost of Intervention, Additional income over Additional cost, Yield per ha, B:C Ratio.
7.	Final recommendation for micro level situation	TO- 1: NHRDF Red-3: Bulbs are light bronze color, globular round shape, bulb diameter 5.5-6.0 cm. Bulb mature in 120-130 days after transplanting.
8.	Constraints identified and feedback for research	Farmers satisfied with the yield performance of NHRDF Red-3 for size quality and highly perishable in nature. Keeping quality of bulb is good. Lack of storage facility in the district.
9.	Process of farmers participation and their reaction	Farmers has appreciated this NHRDF Red 3 variety.

Thematic area: Varietal evaluation

Problem definition: Low yield due to Unavailability of Suitable variety.

Technology assessed: Assessment of Onion Varieties of Rabi Season

Table:

Technology option	No. of trials	Yield component			Yield (q/ha)	% change in Yield	Cost of cultivation (Rs./ha)	Gross return (Rs/ha)	Net return (Rs./ha)	BC ratio
		Bulb Diameter in CM	No. of spikelet per panicle	Test wt. (100 grain wt.)						
FP	7	7.2	-	-	204	-	1,10,000	3,06,000	1,76,000	2.3
TO-1	7	11.4	-	-	247	21	1,30,000	2,40,000	2,40,000	2.8
TO-2	7	10.07	-	-	238	16	1,30,000	3,57,000	2,27,000	2.7

Good quality photographs of different treatments:

OFT-3

1.	Title of On farm Trial	Assessment of IDM for sheath Blight management in Rice
2.	Problem diagnosed	Low yield due to severe BLB
3.	Details of technologies selected for assessment/refinement (Mention either Assessed or Refined)	Assessed
4.	Source of Technology (ICAR/AICRP/SAU/other, please specify)	OUAT-2016-17
5.	Production system and thematic area	Rainfed Upland
6.	Performance of the Technology with performance indicators	Disease index %, Yield (q/ha), Net return (Rs/ha), ICBR
7.	Final recommendation for micro level situation	Seed treatment with <i>Trichoderma viride</i> @ 10g/L water and Spraying of the combination fungicide (Azoxystrobin + Difenconazole) @ 1ml/L twice at 15 days interval starting from initiation of the infection
8.	Constraints identified and feedback for research	Release of sheath blight resistance variety with complete package of practices for management of sheath blight problem of rice.
9.	Process of farmers participation and their reaction	Farmers are appreciated

Thematic area: Integrated Disease Management

Problem definition: Low yield due to infection of the flag leaves and panicles under severe conditions.

Technology assessed: Assessment of IDM for sheath Blight management in Rice

Table:

Technology option	No. of trials	Yield component			Disease/ insect pest incidence (%)	Yield (q/ha)	% Change in Yield	Cost of cultivation (Rs./ha)	Gross return (Rs/ha)	Net return (Rs./ha)	BC ratio
		No of affected hill/ Mt2	Disease incidence %	Test wt. (100 grain wt.)							
FP	7	06	27	22	23	35.5	-	34500	73130	45130	2.1
TO-1	7	02	07	24	6	43.4	18.2	38000	89404	58404	2.3
TO-2	7	01	04	25	2	47.8	25.7	39000	98468	65468	2.5

Good quality photographs of different treatments:



OFT-4

1.	Title of On farm Trial	Assessment of Eco-friendly management of pod borer complex in Pigeonpea.
2.	Problem diagnosed	Low yield in Pigeonpea due to heavy weed infestation.
3.	Details of technologies selected for assessment/refinement (Mention either Assessed or Refined)	Assessed
4.	Source of Technology (ICAR/ AICRP/SAU/other, please specify)	NRRI-2021
5.	Production system and thematic area	Medium ,Irrigated Land
6.	Performance of the Technology with performance indicators	Infestation %, Infested pods/plant, seed damaged %, Yield (q/ha), ICBR
7.	Final recommendation for micro level situation	Application of Azadirachtin 0.15% @ 1.5 L/ ha + Emamectin Benzoate 5 SG @ 200 g/ha at 50% flowering and second 15-20 days after 1 st spraying.
8.	Constraints identified and feedback for research	Release of pod borer resistance variety with complete package of practices for management of pod borer complex problem during flowering and podding stage.
9.	Process of farmers participation and their reaction	Farmers are appreciated

Thematic area: Integrated Pest Management

Problem definition:Yield loss due to pod borer damage.

Technology assessed: Assessment of Eco-friendly management of pod borer complex in Pigeonpea.

Table:

Technology option	No. of trials	Yield component			Disease/ insect pest incidence (%)	Yield (q/ha)	% Change in Yield	Cost of cultivation (Rs./ha)	Gross return (Rs/ha)	Net return (Rs./ha)	BC ratio
		No of infested pod/plant	Disease incidence %	Test wt. (100 grain wt.)							
FP	7	132	23	71	36	8.7	-	25000	69600	44600	2.7
TO-1	7	19	4	73	11	12.6	30.95	27500	100800	73300	3.6
TO-2	7	11	2	75	8	14.2	38.73	29000	113600	84600	3.9

Good quality photographs of different treatments:



OFT-5

1.	Title of On farm Trial	Assessment of Production of Paddy Straw Mushroom From Crumpled Straw
2.	Problem diagnosed	Unavailability of bundle straw due to mechanization
3.	Details of technologies selected for assessment/refinement (Mention either Assessed or Refined)	Assessed
4.	Source of Technology (ICAR/ AICRP/SAU/other, please specify)	OUAT-2015
5.	Production system and thematic area	Income generation
6.	Performance of the Technology with performance indicators	Incremental income(Rs./bed), Net income(Rs./bed), B:C ratio
7.	Final recommendation for micro level situation	Mushroom cultivation by using crumpled paddy straw from bullock treading/tractor treading.
8.	Constraints identified and feedback for research	Farmers are facing problem for raising beds in loose straw. Standardization of soaking time of loose straw.
9.	Process of farmers participation and their reaction	Farmers have appreciated this technology for future.

Thematic area: Integrated Pest Management

Problem definition: Unavailability of bundle straw due to mechanization

Technology assessed: Assessment of Production of Paddy Straw Mushroom From Crumpled Straw

Table:

Technology option	No. of trials	Yield component			Cost of Production (Rs/Bed)	Gross Return (Rs/Bed)	Net Return (Rs/Bed)	BC ratio
		Production/unit (Kg/Bed)	Cost of substrate (Rs./Bed)	Biological Efficiency (%)				
FP	7	1.0	20	10	60	140	80	2.3
TO-1	7	0.88	9	8.8	49	123.20	74.2	2.5
TO-2	7	0.8	6	8	40	112	72	2.8

Good quality photographs of different treatment



OFT-6

1.	Title of On farm Trial	Assessment of effectiveness of different extension methodologies on Paddy Production
2.	Problem diagnosed	Lack of technical knowledge gain among the farmers
3.	Details of technologies selected for assessment/refinement (Mention either Assessed or Refined)	Assessed
4.	Source of Technology (ICAR/AICRP/SAU/other, please specify)	NRRI, Cuttack.2015
5.	Production system and thematic area	Rainfed, medium land
6.	Performance of the Technology with performance indicators	Yield, % change in yield & B.C. Ratio
7.	Final recommendation for micro level situation	TO1- Farmers getting information through peer group, input dealers, extension functionaries TO2-FP+ Short Video Lecture+Focus Group discussion TO3- FP+ Using of 'riceXpert' App.
8.	Constraints identified and feedback for research	<ul style="list-style-type: none"> ➤ Ease of access ➤ On-time availability of messages ➤ Quality of messages ➤ Understanding of messages
9.	Process of farmers participation and their reaction	Farmers are appreciated

Thematic area: Information and Communication Technology

Problem definition: Lack of technical knowledge gain among the farmers

Technology assessed: Assessment of effectiveness of different extension methodologies on Paddy Production

Result:

Superiority of over FP (productivity, profitability, other relevant parameters)	<p>Highly understanding of the messages -40% in TO1 & 60 % in TO2 are highly understood the messages of Rice expert App over FP(16.66%).</p> <p>Time-based information-93.3% are agree for timely availability of messages in TO2 where 23% are agree in TO1 over FP(10%).</p> <p>Suitability of technology-40% are agree for suitability of technology in TO2 where in TO1 26% are agree over FP(16.6%)</p> <p>Increase in Knowledge: 70% agree that they have increased their knowledge after using this app in the case of TO2 where 50 % in TO1 % & 20% agree in FP.</p> <p>Ease in handling the app: 80% agree for easy to handle this app in TO2 whereas 33.3% agree in TO1 over FP (20%)</p>
---	---

Table:

Results	Understanding of messages			Time based information			Suitability of technology			Increase in Knowledge			User friendliness		
	HU	PU	LU	T	U	NT	FA	PA	NA	A	D	U	MA	AP	LA
FP	5	20	8	3	12	18	5	8	18	6	4	20	6	8	17
TO-1	12	18	4	7	9	20	8	18	6	15	6	10	10	12	14
TO-2	18	11	4	28	2	2	18	12	3	21	8	3	24	7	3

HU: Highly understanding, PU: Partially understanding, LU: Less understanding

T: Timely, U: Undecided, NT-Not timely

FA: Fully Applicable, PA: Partially applicable, NT: Not applicable

A: Agree, D: Disagree, U: Undecided

MA: Most appropriate, AP: Appropriate, LA: Less Appropriate

Good quality photographs of different treatment



Please provide all the OFTs in same format

3.2 Achievements of Frontline Demonstrations

A. Details of FLDs conducted during the year

Cereals

Sl. No.	Crop	Thematic area	Technology Demonstrated with detailed treatments	Area (ha)		No. of farmers/ demonstration										Reasons for shortfall in achievement
				Proposed	Actual	SC		ST		Others		Total				
						M	F	M	F	M	F	M	F	T		
1.	Paddy	IWM	Pre-emergence application of pretilachlor 6% + bensulfuron methyl 0.6 % GR(Ready mix) 600g/ha at 3 DAT fb post emergence application of Bispyribac Sodium 10 EC 25g/ha at 20 DAT effectively control all types of weeds in Rice.	2.0	2.0	4	0	1	0	5	0	10	0	10		
2.	Paddy	IPM	Nursery treatment with Fipronil 0.3G @ 20 kg/ha followed by soil application of Chlorantraniliprole 0.4 G @ 10 kg/ha at 30 DAT & need based application of insecticide based on pest severity	2.0	2.0	3	2	0	1	4	0	7	3	10		
3.	Maize	IPM	Seed treatment with (cyzapyr + thiomethoxam) @ 6 ml/ kg seed + Installation of bird perches up to 45 DAS + Foliar application of	2.0	2.0	5	1	0	0	3	1	8	2	10		

			tetraniliprole @ 200 ml/ha at 30 days after sowing (DAS) + Whorl application and field placement of Poison baits (10 kg rice bran + 2 kg jaggery+ 2-3 l of water+ 100 g thiodicarb) at 45 DAS' minimized the plant and cob damage %.													
4.	Ragi	Farm mechanization	Threshing by Ragi thresher 1hp single motor, capacity- 90 kg/hr.	2.0	2.0	0	7	0	0	0	3	0	10	10		

Details of farming situation

Crop	Season	Farming situation (RF/Irrigated)	Soil type	Status of soil (Kg/ha)			Previous crop	Sowing date	Harvest date	Seasonal rainfall (mm)	No. of rainy days
				N	P ₂ O ₅	K ₂ O					
Paddy	Kharif	Medium land, Irrigated	Sandy loam	194	15	281	Green gram	June, 2023	December, 2023	1150	72
Paddy	Kharif	Medium land, Irrigated	Sandy loam	194	15	281	Green gram	June, 2023	December, 2023	1150	72
Maize	Kharif	Rainfed upland	Red and Laterite	242.5	17.4	327.1	Fallow	18.06.2023	12.10.2023	1046	58
Ragi	Kharif	Rainfed upland	Red and Laterite	236.4	18.2	305.8	Fallow	27.06.2023	15.10.2023	893	39

In both the Tables, information of same crop should be provided. For example, if in Table 3.2A crops are mentioned as a,b,c,d etc., in the table for Details of farming situation, the same crop should be mentioned in the identical sequence.

Performance of FLD

Oilseeds: NA

Frontline demonstrations on oilseed crops

Crop	Thematic Area	Name of the technology demonstrated	No. of Farmers	Area (ha)	Yield (q/ha)		% Increase	*Economics of demonstration (Rs./ha)				*Economics of check (Rs./ha)			
					Demo	Check		Gross Cost	Gross Return	Net Return	** BCR	Gross Cost	Gross Return	Net Return	** BCR
Total															

* Economics to be worked out based on total cost of production per unit area and not on critical inputs alone.

** BCR= GROSS RETURN/GROSS COST

Pulses

Frontline demonstration on pulse crops

Crop	Thematic Area	Name of the technology demonstrated	No. of Farmers	Area (ha)	Yield (q/ha)		% Increase	*Economics of demonstration (Rs./ha)				*Economics of check (Rs./ha)			
					Demo	Check		Gross Cost	Gross Return	Net Return	** BCR	Gross Cost	Gross Return	Net Return	** BCR
	Total														

* Economics to be worked out based on total cost of production per unit area and not on critical inputs alone.

** BCR= GROSS RETURN/GROSS COST

Other crops

Crop	Thematic area	Name of the technology demonstrated	No. of Farmer	Area (ha)	Yield (q/ha)		% change in yield	Other parameters		*Economics of demonstration (Rs./ha)				*Economics of check (Rs./ha)			
					Demonstration	Check		Demo	Check	Gross Cost	Gross Return	Net Return	** BCR	Gross Cost	Gross Return	Net Return	** BCR
Chilli	INM	Demonstration on application of growth regulator in chilli	10	2	104.3	89.1	16.85 %	No.of fruits/Plants 68.5	No.of fruits/Plants 80.2	122500	260000	137500	2.1	120000	225500	105500	1.8
Cauliflower	INM	Demonstration on Micronutrients on growth and yield of cauliflower	10	2	174	150	16.0 %	Head diameter in CM 11.2	Head diameter in CM 7.0	153500	348000	194500	2.26	151000	300000	149000	1.98
Bittergourd	INM	Demonstration on application of growth regulator in Bittergourd	10	2	109.5	93.8	17	No.of fruits/plants 32.6	No.of fruits/plants 48.6	327000	133000	194000		130000	279000	149000	2.14
Rice	Weed management	Demonstration on Pre and Post Emergence Herbicides in transplanted Rice	10	2	50.9	38.8	31.18 %	No.weeds/m ² 37.8	No.weeds/m ² 4.80	44500	100418	55918	2.2	39000	69856	30856	1.7

Maize	IPM	Demonstrati on on management of fall army worm in m	10	2	45.5	35.6	27.8%	No. Of plants affected/sq. M2 1.1	No. Of plants affected/sq. M2 2.4	44520	91060	46540	2.05	42290	71100	28810	1.68
	Total		50	10	484.2	407.3				69202 0	93247 8	62845 8		48229 0	94545 6	46316 6	

Livestock

[illegible]

* Economics to be worked out based on total cost of production per unit area and not on critical inputs alone.

** BCR= GROSS RETURN/GROSS COST

Fisheries

[illegible]

Mussels																	
Ornamental fishes																	
Others (pl. specify)																	
	Total																

* Economics to be worked out based on total cost of production per unit area and not on critical inputs alone.

** BCR= GROSS RETURN/GROSS COST

Other enterprises

Category	Name of the technology demonstrated	No. of Farmer	No. of units	Major parameters		% change in major parameter	Other parameter		*Economics of demonstration (Rs.) or Rs./unit				*Economics of check (Rs.) or Rs./unit			
				Demons ration	Check		Demons ration	Check	Gross Cost	Gross Return	Net Return	** BCR	Gross Cost	Gross Return	Net Return	** BCR
Oyster mushroom	Enterprise development															
Button mushroom																
Vermicompost																
Sericulture																
Apiculture																
Others (pl. specify)																
Total																

* Economics to be worked out based on total cost of production per unit area and not on critical inputs alone.

** BCR= GROSS RETURN/GROSS COST

Women empowerment

Category	Name of technology	No. of demonstrations	Observations										Remarks
			Demonstration					Check					
Farm Women	Demonstration of Ragi thresher cum Pearler	10	Output (Kg/Hr)	Threshing Efficiency (%)	Cleaning efficiency (%)	Cost of threshing (Rs./Qtl)	Output (Kg/Hr)	Threshing Efficiency (%)	Cleaning efficiency (%)	Cost of threshing (Rs./Qtl)	From this study, it is concluded that the power operated thresher is better to adopt for farmers because it can minimize the threshing time as well as reduce the drudgery involving in the manual threshing. Going towards mechanization in millets is better to adopt motorized threshers than manual methods where we can get a clean product which is free from trashed and other foreign materials which gives us a higher food value. We can get a larger output and less cost of operation with less time of operation. But still, we need some modification of thresher to reduce the broken grain and unthreshed grain percentage.		
			77.4	89	91	220	6.2	83	94	640			
Pregnant women													
Adolescent Girl													
Other women	Demonstration of Nutritional garden for ensuring Nutritional Security of farm family	10	Yield (Kg/0.02 ha)	Vegetable consumption gm/member/day	Change (%)	Net profit	B:C ratio	Yield (Kg/0.02 ha)	Vegetable consumption gm/member/day	Change (%)	Net profit	B:C ratio	Nutri gardens are seen to be important not only as a source of vegetables but that are useful in medicinal values. In more recent times their significance is seen to be growing in the context of the efforts to combat micro nutrient deficiencies. These deficiencies are widely prevalent in areas where the normal diet of the population has low diversity and particularly where they are dependent on a single staple food such as cereal based diets or monotype cropping system is in practice. Such deficiencies occur when people cannot diversify their diets by including fruits and vegetables. These may result in severe consequences such as blindness, disability, increased maternal and infant mortality rates, depressed functioning
			768	295	63.8	3,980	2.07	490	180	-	2,100	1.75	

[illegible]

** BCR= GROSS RETURN/GROSS COST

[illegible]

[illegible]

Coconut										
Others (Pl. specify)										
Total										
Fodder crops										
Napier (Fodder)										
Maize (Fodder)										
Sorghum (Fodder)										
Others (Pl. specify)										
Total										

Good quality photographs of FLD:



**Demonstration on Pre and Post Emergence
Herbicides in transplanted Rice**



**Demonstration on Pre and Post Emergence
Herbicides in transplanted Rice**



**Demonstration on Micronutrients on growth
and yield of cauliflower**



**Demonstration on application of growth
regulator in Bittergourd**



**Demonstration on Management of Onion
Thrips**



Demonstration on Fall Army Worm in maize

Technical Feedback on the demonstrated technologies

Sl. No	Crop	Feed Back
1.	Chilli (Application of growth regulator)	Application of growth regulator at 40, 60, and 80th days of planting reduces flower drop and increased fruit set.
2.	Paddy (Use of Pre & Post emergency Herbicides)	There was excellent control of complex weed flora with WCE of 87% and showed yield enhancement.
3.	Maize	Farmers preferred for biological control of fall army worm.
4.	Rice (stem borer and leaf folder management)	Nursery treatment with Fipronil 0.3G @ 20 kg/ha followed by soil application of Chlorantraniliprole 0.4 G @ 10 kg/ha at 30 DAT recorded lower damaged stem borer and leaf folder management in Rice and higher return as compared to farmer practice.
5.	Maize (Hybrid-Kalinga Raj (OMH-14-27)	Yield is good as compared to the local variety.

Extension and Training activities under FLD

Sl. No.	Activity	Date	No. of activities organized	Number of participants	Remarks
1.	Field days	18.12.2023	02	100	
2.	Farmers Training	18.08.2023,05.10.2023, 05.09.2023,11.09.2023, 21.01.2023, 03.02.2023	06	180	
3.	Media coverage	-	-	-	
4.	Training for extension functionaries	13.02.2023	01	10	

Performance of the demonstration under CFLD on Pulse Crop during Kharif 2023:

A. Technical Parameters:

Sl. No.	Crop demonstrated	Existing (Farmer's) variety name	Existing yield (q/ha)	Yield gap (Kg/ha) w.r.to			Name of Variety + Technology demonstrated	Number of farmers	Area in ha	Yield obtained (q/ha)			Yield gap minimized (%)		
				District yield (D)	State yield (S)	Potential yield (P)				Max.	Min.	Av.	D	S	P
1.	Pigeon pea	Desi Kandula	7.1	7.05	8.84	15-18	Pigeonpea var. LRG 52 @ 20 kg/ha, seed treatment with Rhizobium culture @ 20 gm/kg, installation of Yellow Sticky Trap	75	30	12.1	9.3	11.05	36.2	20	49.32

							@ 50 nos./ha, Application of Neem Oil 1500 ppm @ 2.5lt/ha, Application of Emamectin Benzoate 5% SG @ 200 gm/ha to manage pod borers complex, post- emergence application of Imazethapyr 10% SL @ 1 lt/ha at 20- 25 DAS to manage broad leaf weeds and sages, Application of Ridomi gold 1 kg/ha to manage Fusarium wilting and foliar spray of Boron (20% Borax) @ 1 g/lt during floweringsta ge to improve flower & pod setting.							
--	--	--	--	--	--	--	--	--	--	--	--	--	--	--

B. Economic parameters

Sl. No.	Variety demonstra ted & Technolog y demonstra ted	Farmer's Existing plot				Demonstration plot			
		Gross Cost (Rs/ha)	Gross return (Rs/ha)	Net Return (Rs/ha)	B:C ratio	Gross Cost (Rs/ha)	Gross return (Rs/ha)	Net Return (Rs/ha)	B:C ratio
1.	Pigeonpe a (LRG-52) seed treatment with	24,650	56,800	32150	2.30	28,930	88,400	59,470	3.05

C. Socio-economic impact parameters

Sl. No.	Crop and variety Demonstrated	Total Produce Obtained (kg)	Produce sold (Kg/household)	Selling Rate (Rs/Kg)	Produce used for own sowing (Kg)	Produce distributed to other farmers (Kg)	Purpose for which income gained was utilized	Employment Generated (Mandays/household)
1.	Pigeonpea (LRG-52)	33150	412	80	20	10	for next season farming and house expenses, children education.	15

D. Pulse Farmers' perception of the intervention demonstrated

Sl. No.	Technologies demonstrated (with name)	Farmers' Perception parameters					
		Suitability to their farming system	Likings (Preference)	Affordability	Any negative effect	Is Technology acceptable to all in the group/village	Suggestions, for change/improvement, if any
1.	Pigeonpea var. LRG 5 @ 20 kg/ha, seed treatment with Rhizobium culture @ 20 gm/kg, installation of Yellow Sticky Trap @ 50 nos./ha, Application of Neem Oil 1500 ppm @ 2.5lt/ha, Application of Emamectin Benzoate 5% SG @ 200 gm/ha to manage pod borers complex, post-emergence application of Imazethapyr 10% SL @ 1 lt/ha at 20-25 DAS to manage broad leaf weeds and sages, Application of Ridomi gold 1 kg/ha to manage Fusarium wilting and foliar spray of Boron (20% Borax) @ 1 g/lt during flowering stage	Yes	9 out of 10 (Good yielder & indeterminate, semi spreading, resistant to wilt and moderately resistant to sterility mosaic disease)	78%	Consumer preference of local desi kandula	Yes	Short duration with Pod borer resistant variety of Pigeon pea should be introduced

	to improve flower & pod setting						
--	---------------------------------	--	--	--	--	--	--

E. Specific Characteristics of Technology and Performance

Specific Characteristic	Performance	Performance of Technology vis-a vis Local Check	Farmers Feedback
LRG 52 is yield potential Pigeon pea variety (2 tons per ha). It reaches maturity in 170 days, Plant ht:140-227 cm; 50% flowering: 110-125 days; 75% flowering: 160-202 days; seeds brown, oval; 100 seed wt: 10.2-11.2 g; and is moderately tolerant to <i>Helicoverpa</i> , <i>Maruca</i> , Pod fly, <i>Fusarium</i> wilt and Sterility mosaic diseases.	Well in farmers field. High yielding & moderately tolerant to <i>Helicoverpa</i> , <i>Maruca</i> , Pod fly, <i>Fusarium</i> wilt and Sterility mosaic diseases.	Good seed quality and higher yield	Farmers were convinced with the technology and decided to cultivate this variety in next season with same package of practices.

F. Extension activities under FLD conducted:

Sl. No.	Extension Activities organized	Date and place of activity	Number of farmer attended
1	Training – Pigeon pea	04.08.2023 at Kultakhali	25
2	Field Day	18.12.2023 at Krushnapalli	50

G. Sequential good quality photographs (as per crop stages i.e. growth & development)



Seedling stage



Vegetative stage



Flowering stage



Pod development stage

Harvesting stage

Farmers' training photographs:



H. Quality Action Photographs of field visits/field days and technology demonstrated.

Foliar spray of Boron
(20% Borax) @ 1 g/lit
during floweringstageField Day programme
at Krushnapali village

Harvesting of the Crop

J. Details of budget utilization

Crop (provide crop wise information)	Items	Budget Received (Rs.)	Budget Utilization (Rs.)	Balance (Rs.)
	i) Critical input	2,46,000/-	2,45,997/- * Audit fee including	3
	ii) TA/DA/POL etc. for monitoring	9,000/-	9,000/-	0
	iii) Extension Activities (Field day)	7,500/-	7,500/-	0
	iv)Publication of literature	7500/-	7500/-	0
	Total	2,70,000/-	2,69,997/-	3

[illegible]

[illegible]

[illegible]

Thematic Area	No. of Courses	No. of Participants									Grand Total		
		Other			SC			ST			M	F	T
		M	F	T	M	F	T	M	F	T			
Pen culture of fish and prawn													
Shrimp farming													
Edible oyster farming													
Pearl culture													
Fish processing and value addition													
Others													
Total													
IX. Production of Input at site													
Seed Production													
Planting material production													
Bio agents production													
Bio pesticides production													
Biofertilizer production													
Vermicompost production													
Organic manures production													
Production of fry and fingerlings													
Production of Bee colonies and wax sheets													
Small tools and implements													
Production of livestock feed and fodder													
Production of Fish feed													
Mushroom production	1	0	10	10	0	16	16	0	4	4	0	30	30
Apiculture	1	1	12	13	5	7	12	2	3	5	8	22	30
Others													
Total	2	1	22	23	5	23	28	2	7	9	8	52	60
X. Capacity Building and Group Dynamics													
Leadership development	1	4	3	7	11	5	16	5	2	7	20	10	30
Group dynamics													
Formation and Management of SHGs	1	0	15	15	0	10	10	0	5	5	0	30	30
Mobilization of social capital													
Entrepreneurial development of farmers/youths	1	3	2	5	15	5	20	4	1	5	22	8	30
WTO and IPR issues													
Others													
Total	3	7	20	27	26	20	46	9	8	17	42	48	90
XI. Agro forestry													
Production technologies													
Nursery management													
Integrated Farming Systems	1	6	3	9	10	7	7	2	2	4	18	12	30
Others													
Total	1	6	3	9	10	7	7	2	2	4	18	12	30
XII. Others (Pl. Specify)													
GRAND TOTAL	36	137	253	389	260	298	518	82	112	194	479	601	1080

B) Rural Youth (on campus)

Thematic Area	No. of Courses	No. of Participants									Grand Total		
		Other			SC			ST			M	F	T
		M	F	T	M	F	T	M	F	T			
Nursery Management of Horticulture	1	8	0	8	8	0	8	4	0	4	20	0	20

Thematic Area	No. of Courses	No. of Participants									Grand Total		
		Other			SC			ST			M	F	T
		M	F	T	M	F	T	M	F	T			
crops													
Training and pruning of orchards													
Protected cultivation of vegetable crops													
Commercial fruit production													
Integrated farming	1	7	3	10	4	5	9	1	0	1	12	8	20
Seed production													
Production of organic inputs													
Planting material production													
Vermiculture													
Mushroom Production	1	4	3	7	2	9	11	1	1	2	7	13	20
Beekeeping	1	7	3	10	4	5	9	1	0	1	12	8	20
Sericulture													
Repair and maintenance of farm machinery and implements													
Value addition	1	0	3	3	0	15	15	0	2	2	0	20	20
Small scale processing													
Post Harvest Technology	1	0	7	7	0	11	11	0	2	2	0	20	20
Tailoring and Stitching													
Rural Crafts													
Production of quality animal products													
Dairying													
Sheep and goat rearing													
Quail farming													
Piggery													
Rabbit farming													
Poultry production													
Ornamental fisheries													
Composite fish culture													
Freshwater prawn culture													
Shrimp farming													
Pearl culture													
Cold water fisheries													
Fish harvest and processing technology													
Fry and fingerling rearing													
Others													
Total	6	19	16	35	14	40	54	6	5	11	39	61	100

C) Extension Personnel (on campus)

Thematic Area	No. of Courses	No. of Participants									Grand Total		
		Other			SC			ST			M	F	T
		M	F	T	M	F	T	M	F	T			
Productivity enhancement in field crops													
Integrated Pest Management	1	10	0	10	0	0	0	0	0	0	10	0	10
Integrated Nutrient management	1	9	0	9	1	0	1	0	0	0	10	0	10
Rejuvenation of old orchards													
Protected cultivation technology	1	10	0	10	0	0	0	0	0	0	10	0	10
Production and use of organic inputs													
Care and maintenance of farm machinery and implements													
Gender mainstreaming through SHGs													
Formation and Management of SHGs													
Women and Child care													
Low cost and nutrient efficient diet designing													
Group Dynamics and farmers organization													
Information networking among farmers	1	6	2	8	2	0	2	0	0	0	8	2	10
Capacity building for ICT application	1	5	2	7	2	1	3	0	0	0	7	3	10
Management in farm animals													
Livestock feed and fodder production													
Household food security													
Other													
Total	5	40	4	44	5	1	6	0	0	0	45	5	50

D) Farmers and farm women (off campus)

Thematic Area	No. of Courses	No. of Participants									Grand Total		
		Other			SC			ST			M	F	T
		M	F	T	M	F	T	M	F	T			
I. Crop Production													
Weed Management	3	7	3	10	0	15	15	30	35	65	37	53	90
Resource Conservation Technologies	1	4	5	9	1	2	3	12	6	18	17	13	30
Cropping Systems	1	0	0	0	0	5	5	7	18	25	12	18	30
Crop Diversification	1	4	4	8	1	5	5	11	5	16	16	14	30
Integrated Farming													
Micro irrigation/irrigation													
Seed production													
Nursery management	1	5	0	5	0	5	5	17	3	20	22	8	30
Integrated Crop Management	1	3	7	10	0	7	7	9	4	13	12	18	30
Soil & water conservation													
Integrated nutrient Management	2	25	12	37	10	6	16	5	2	7	40	20	60
Production of organic inputs													
Others													
Total	10	48	27	79	12	45	56	91	73	164	156	144	300
II. Horticulture													
a) Vegetable Crops													
Production of low volume and high value crops													
Off season vegetables	1	3	7	10	0	7	7	9	4	13	12	18	30

[illegible]

[illegible]

[illegible]

[illegible]

F) Extension Personnel (Off Campus)

[illegible]

[illegible]

[illegible]

Thematic Area	No. of Courses	No. of Participants									Grand Total		
		Other			SC			ST			M	F	T
		M	F	T	M	F	T	M	F	T			
Small scale processing and value addition	2	0	36	36	0	12	12	0	12	12	0	60	60
Post Harvest Technology	2	0	20	20	0	22	22	0	18	18	0	60	60
Others													
Total	4	0	56	56	0	34	34	0	30	30	0	120	120
VII. Plant Protection													
Integrated Pest Management	2	12	6	18	20	14	14	4	4	8	36	24	60
Integrated Disease Management	2	6	4	10	30	10	40	8	2	10	44	16	60
Bio control of pests and diseases	2	18	16	34	10	8	18	4	4	8	32	28	60
Production of bio control agents and bio pesticides													
Others													
Total	6	36	26	62	60	32	72	16	10	26	112	68	180
VIII. Fisheries													
Integrated fish farming													
Carp breeding and hatchery management													
Carp fry and fingerling rearing													
Composite fish culture													
Hatchery management and culture of freshwater prawn													
Breeding and culture of ornamental fishes													
Portable plastic carp hatchery													
Pen culture of fish and prawn													
Shrimp farming													
Edible oyster farming													
Pearl culture													
Fish processing and value addition													
Others													
Total													
IX. Production of Input at site													
Seed Production													
Planting material production													
Bio-agents production													
Bio-pesticides production													
Bio-fertilizer production													
Vermi-compost production													
Organic manures production													
Production of fry and fingerlings													
Production of Bee-colonies and wax sheets													
Small tools and implements													
Production of livestock feed and fodder													
Production of Fish feed													
Mushroom production	1	0	10	10	0	16	16	0	4	4	0	30	30
Apiculture	1	1	12	13	5	7	12	2	3	5	8	22	30
Others													
Total	2	1	22	23	5	23	28	2	7	9	8	52	60
X. Capacity Building and Group Dynamics													
Leadership development	2	8	6	14	22	10	32	10	4	14	40	20	60

ii. RURAL YOUTH (On and Off Campus)

[illegible]

iii. Extension Personnel (On and Off Campus)

[illegible]

Thematic Area	No. of Courses	No. of Participants									Grand Total		
		Other			SC			ST			M	F	T
		M	F	T	M	F	T	M	F	T			
Household food security													
Other													
Total	5	40	4	44	5	1	6	0	0	0	45	5	50

Please furnish the details of training programmes as Annexure in the proforma given below

Discipline	Clientele	Title of the training programme	Duration in days	Venue (Off / On Campus)	Number of participants			Number of SC/ST		
					Male	Female	Total	Male	Female	Total
Agronomy	F/FW	Integrated Nutrient Management in Paddy	1 day	OFF	18	12	30	2	5	7
	F/FW	Integrated Weed management in Paddy	1 day	OFF	20	10	30	1	3	4
	F/FW	Soil Testing and Soil Health Management	1 day	OFF	17	13	30	2	4	6
	F/FW	Use of Bio-fertilizer for Sustainable Food Production	1 day	ON	16	14	30	3	6	9
	F/FW	Importance of Growing pulse crop for alleviating pulse deficient in Odisha	1 day	OFF	15	15	30	2	5	7
	F/FW	Importance of application of Boron and zinc in maize for increasing the grain filling	1 day	OFF	14	16	30	1	5	6
	F/FW	Weed management in pulses and oilseed crop	1 day	OFF	21	9	30	2	4	6
	F/FW	Safety and precaution for herbicide use.	1 day	OFF	23	7	30	1	5	6
	F/FW	Importance and package and practice of growing millet crops	1 day	ON	18	12	30	2	5	7
	F/FW	Residue management in Rice field	1 day	OFF	20	10	30	1	3	4
	RY	Integrated Farming system for Marginal Farmers.	2 day	ON	15	5	20	1	3	4
	RY	Integrated Nutrient Management and its importance	2 day	ON	16	4	20	1	2	3
	IS	Preparation of different organic formulation such as panchagavya, Jiva amrit, Beeja amrit, Neem tobacco-based pesticides etc.	1 day	ON	7	3	10	1	1	2
	IS	Vermicomposting and its method of production	1 day	ON	6	4	10	1	1	2
Plant Protection	F/FW	Integrated management of BPH/WBPH in kharif and Rabi rice	1 day	OFF	17	13	30	2	4	6
	F/FW	Integrated BLB disease management in Paddy	1 day	ON	16	14	30	3	6	9
	F/FW	Integrated fall army worm in maize	1 day	OFF	15	15	30	2	5	7
	F/FW	Integrated stem borer management in rice.	1 day	OFF	14	16	30	1	5	6

	F/FW	Integrated sucking pest management in Cotton	1 day	OFF	21	9	30	2	4	6
	F/FW	IPM for management of pod borer complex in pigeon pea	1 day	ON	23	7	30	1	5	6
	F/FW	Fusarium wilting management in pigeon pea crop	1 day	OFF	18	12	30	2	5	7
	F/FW	Wilting management in brinjal and tomato	1 day	OFF	20	10	30	1	3	4
	F/FW	Different PP chemicals and their formulations and method of use in crops.	1 day	OFF	18	12	30	2	5	7
	F/FW	Bee box maintenance in summer and winter season	1 day	ON	20	10	30	1	3	4
	F/FW	Integrated disease and pest management, grading and marketing of cotton	1 day	OFF	17	13	30	2	4	6
	RY	Safe use of PP chemicals and use of different spray equipments	2day	ON	15	5	20	1	3	4
	RY	Safe application of chemical pesticides in Rabi vegetables crop(Tomato,Brinjal,Chilli)	2 day	ON	16	4	20	1	2	3
	IS	Package and practices for management of blast and sheath blight disease in rice	1 day	ON	7	3	10	1	1	2
Horticulture	F/FW	INM in Brinjal	1 day	OFF	15	15	30	2	5	7
	F/FW	Agro- techniques of kharif onion	1 day	ON	14	16	30	1	5	6
	F/FW	Use of plant growth regulator in vegetables	1 day	OFF	21	9	30	2	4	6
	F/FW	Physiological disorder of Tomato	1 day	OFF	23	7	30	1	5	6
	F/FW	Weed management in Okra	1 day	OFF	18	12	30	2	5	7
	F/FW	INM in chilli	1 day	OFF	20	10	30	1	3	4
	F/FW	INM in solanaceous vegetable	1 day	ON	18	12	30	2	5	7
	F/FW	Agro techniques of Banana cultivation	1 day	OFF	20	10	30	1	3	4
	F/FW	Water management in fruit crops	1 day	OFF	17	13	30	2	4	6
	F/FW	Package of practices of Oil-palm cultivation	1 day	ON	15	15	30	2	5	7
	RY	Production technology for Off season vegetable cultivation	2day	ON	15	5	20	1	3	4
	RY	Cultivation of Rose, Orchids, Gerbera	2day	ON	16	4	20	1	2	3
	RY	Nursery management and quality planting material production	2day	ON	14	6	20	1	3	4
	IS	Protected cultivation of vegetables	1 day	ON	7	3	10	1	1	2
Agri-Extension	F/FW	Post harvest management & advanced packaging systems in Mushrooms for marketing	1 day	ON	17	13	30	2	4	6
	F/FW	Stress management & enhancing work efficiency in agriculture	1 day	OFF	16	14	30	3	6	9
	F/FW	Good agricultural practices and enhanced resource use efficiency for DFI	1 day	OFF	15	15	30	2	5	7
	F/FW	Extension strategies for the promotion of climate resilient agriculture	1 day	ON	14	16	30	1	5	6
	F/FW	Importance of Agricultural crop calendar	1 day	OFF	21	9	30	2	4	6
	F/FW	Grading of agricultural produce	1 day	OFF	23	7	30	1	5	6

		for marketing								
	F/FW	Role of FPO in strengthening farmers economy	1 day	ON	18	12	30	2	5	7
	F/FW	Stagger planting methods in tomatoes to avoid glue in market	1 day	OFF	20	10	30	1	3	4
	F/FW	Group leadership and management of SHGs	1 day	ON	18	12	30	2	5	7
	F/FW	Soil sampling methods and nutrient management	1 day	OFF	20	10	30	1	3	4
	F/FW	IFS an approach for climate change mitigation and NRM	1 day	OFF	17	13	30	2	4	6
	F/FW	Efficiency marketing system for the DFI	1 day	OFF	17	13	30	2	4	6
	F/FW	Agro enterprise management among farm women	1 day	OFF	16	14	30	3	6	9
	F/FW	Development & delivery of agriculture extension contents using digital technology	1 day	ON	15	15	30	2	5	7
	RY	Future prospects of edible mushroom cultivation for entrepreneurship development	2day	ON	15	5	20	1	3	4
	RY	Innovative ideas for entrepreneurship development in Agriculture & Allied sector	2day	ON	16	4	20	1	2	3
	RY	Income generation through an understanding of marketing strategy and marketing channel	2day	ON	14	6	20	1	3	4
	RY	Role of agricultural marketing in DFI	2day	ON	15	5	20	1	3	4
	IS	Application of ICT in Agriculture	1 day	ON	7	3	10	1	1	2
	Is	Knowledge dissemination through e platforms	1 day	ON	6	4	10	1	1	2
Home Science	F/FW	Nutritional disorders among preschool children and foods to combat	1 day	OFF	16	14	30	3	6	9
	F/FW	Value addition and processing of Tomato towards strengthening tomato value chain	1 day	OFF	15	15	30	2	5	7
	F/FW	Pathways to HH nutrition security for achievement of SDG.	1 day	ON	14	16	30	1	5	6
	F/FW	Transforming and scaling up women owned mushroom farming enterprise	1 day	OFF	21	9	30	2	4	6
	F/FW	Popularization of best practices for achievement of health and sanitation	1 day	OFF	23	7	30	1	5	6
	F/FW	Drudgery reduction of farm women through women friendly smart equipments and machineries.	1 day	ON	18	12	30	2	5	7
	F/FW	Importance and nutritional value of sweet potato in human diet for nutritional security	1 day	OFF	20	10	30	1	3	4
	RY	Preparation of incense stick from locally available raw material	2 day	ON	16	4	20	1	2	3
	RY	Supporting profitability and technology options for women owned enterprises involving members of SHG	2 day	ON	14	6	20	1	3	4
	RY	Management of FPO for resilient income and sustainable farming	2 day	ON	15	5	20	1	3	4

		practices								
	IS	Nutri-smart agriculture for alleviating malnutrition for farm women	1 day	ON	7	3	10	1	1	2
Agro - Forestry	F/FW	Cultivation of medicinal plants and their uses	1 day	OFF	15	15	30	2	5	7
	F/FW	Cultivation of lemon grass	1 day	OFF	14	16	30	1	5	6
	F/FW	Multi Purpose Trees and their cultivation	1 day	OFF	21	9	30	2	4	6
	F/FW	Meeting of fuel wood equipment through homestead forestry	1 day	OFF	23	7	30	1	5	6
	F/FW	Minor forest products	1 day	OFF	18	12	30	2	5	7
	RY	Propagation of Bamboo through culm cutting method	2 day	ON	14	6	20	1	3	4
	RY	Growing of Acacia mangium for profit	2 day	ON	15	5	20	1	3	4
	IS	Lac cultivation	1 day	ON	7	3	10	1	1	2

H) Vocational training programmes for Rural Youth

a) Details of training programmes for Rural Youth

Crop / Enterprise	Identified Thrust Area	Training title*	Duration (days)	No. of Participants			Self employed after training			Number of persons employed elsewhere
				Male	Female	Total	Type of units	Number of units	Number of persons employed	
Vermicompost production	Income generation	Income generation activity through vermicompost production	05 days	10	20	30	HDPE bags	06	20	10
Bee Keeping	Income generation	Bee keeping farming for entrepreneurship development	05 days	09	16	25	Wooden box	10	15	10
E-pest surveillance and its importance	Pest management	E-pest surveillance and its importance in pest management strategies	05 days	30	0	30	-	-	20	8
Scientific Mushroom cultivation	Enterprise development	Transforming and scaling up women owned mushroom farming enterprise	05 days	0	30	30	Wood flanks and iron structures		25	5

*training title should specify the major technology /skill transferred

b) Details of participation

Thematic Area	No. of	No. of Participants	Grand Total
---------------	--------	---------------------	-------------

[illegible]

a) Details of Sponsored Training Programme

[illegible][illegible]

Farm machinery													
Farm machinery, tools and implements													
Other													
Total													
Livestock and fisheries													
Livestock production and management													
Animal Nutrition Management													
Animal Disease Management													
Fisheries Nutrition													
Fisheries Management													
Other													
Total													
Home Science													
Household nutritional security													
Economic empowerment of women													
Drudgery reduction of women													
Other													
Total													
Agricultural Extension													
Capacity Building and Group Dynamics													
Other													
Total													
Grant Total													

Good quality photographs of training activity:

3.4. A. Extension Activities (including activities of FLD programmes)

Nature of Extension Activity	No. of activities	Farmers				Extension Officials			Total		
		M	F	T	SC/ST (% of total)	Male	Female	Total	Male	Female	Total
Field Day	6	182	28	210	95%	3	1	4	185	29	214
Kisan Mela	4	Mass	Mass	Mass	-	Mass	Mass	Mass	Mass	Mass	Mass
Kisan Ghosthi	1	37	13	50	75%	0	2	2	37	15	52
Exhibition	7	Mass	Mass	Mass	-	Mass	Mass	Mass	Mass	Mass	Mass
Film Show	7	Mass	Mass	Mass	-	Mass	Mass	Mass	Mass	Mass	Mass
Method Demonstrations	6	125	53	178	50%	0	2	2	125	55	180
Farmers Seminar	-	-	-	-	-	-	-	-	-	-	-
Workshop	0	0	0	0	0	0	0	0	0	0	0
Group meetings	10	125	122	147	57%	1	2	3	126	124	250
Lectures delivered as resource persons	25	386	89	475	76%	7	4	11	393	93	486
Advisory Services	52	23500	8995	32495	65%	2	3	5	23502	8998	32500
Scientific visit to farmers field	95	715	430	1148	76 %	2	3	5	717	433	1150
Farmers visit to KVK	178	250	161	411	68%	2	2	4	252	163	415
Diagnostic visits	98	993	500	1493	76%	2	3	5	995	503	1498
Exposure visits	4	78	20	98	100%	1	1	2	79	21	100
Ex-trainees Sammelan	2	22	24	46	34%	2	2	4	24	26	50
Soil health Camp	4	67	12	79	36%	0	1	1	67	13	80
Animal Health Camp	1	38	8	46	100%	2	2	4	40	10	50
Agri mobile clinic	0	0	0	0	0				0	0	0
Soil test campaigns	2	39	19	58	52%	1	1	2	40	20	60
Farm Science Club Conveners meet	1	24	13	37	70%	1	2	3	25	15	40
Self Help Group Conveners meetings	2	0	50	50	40%				1	50	51
Mahila Mandals Conveners meetings	1	0	50	50	60%	0	3	3	0	50	53
Celebration of important days (specify) (World milk day, World water day, Kisan and Vigyan	23	Mass	Mass	Mass	-	Mass	Mass	Mass	Mass	Mass	Mass

day, Vigilance awareness week, International womens day, Women in Agriculture Day, World Food Day, World Soil Day, OUAT foundation day, ICAR foundation day, Technology day celebration, world environment day)											
Sankalp Se Siddhi											
Swatchta Hi Sewa	4	70	108		32	1	2	3	71	110	180
Mahila Kisan Divas	1	0	30	30		1	3	4	0	33	33
Any Other (Specify)											
Total	530	26651	10725	37101		28	39	67	26679	10761	37442

B. Other Extension activities

Nature of Extension Activity	No. of activities
Newspaper coverage	09
Radio talks	02
TV talks	-
Popular articles	5
Extension Literature	3
Other, if any	-

Good quality photographs of Extension activity:



Celebration of 100th episode of Mann ki baat



Exhibition stall at Matsya O Pranisampad Mela



Awareness program on Balanced use of fertilizer



Celebration of Parthenium awareness week



Exhibition stall at District level Farm Mechanization Fair

Celebration of Swachhata hi Seva programme at



Exhibition stall at District level Farmers, Fair

Celebration of National Girl Child Day



Awareness programme on Jal Shakti Abhiyaan



Millet receipe contest programme



Celebration of Technology Day



Celebration of World Environment Day



Celebration of vigilance awareness week



Viksit Bharat Sankalp Yatra Programme



3.5 a. Production and supply of Technological products

Village seed

Crop	Variety	Quantity of seed (q)	Value (Rs)	No. of farmers involved in village seed production	Number of farmers to whom seed provided
------	---------	----------------------	------------	--	---

					SC		ST		Other		Total	
					M	F	M	F	M	F	M	F
Total												

KVK farm

Crop	Variety	Quantity of seed (q)	Value (Rs)	Number of farmers to whom seed provided							
				SC		ST		Other		Total	
				M	F	M	F	M	F	M	F
Pigeon Pea	BRG-5	4.0	40,000/-	09	06	05	0	22	08	36	14
Grand Total	-	4.0	40,000/-	09	06	05	0	22	08	36	14

Good quality photographs of seed production:



Seed production of Pigeon pea variety BRG-5 at KVK instructional farm.

Production of planting materials by the KVKs

Crop	Variety	No. of planting materials	Value (Rs)	Number of farmers to whom planting material provided							
				SC		ST		Other		Total	
				M	F	M	F	M	F	M	F
Vegetable seedlings											
Cauliflower	Barkha, Megha	10,300 Nos.	25,750/-	10	07	0	01	10	02	20	10
Cabbage	Harekrishna, Blue diamond	9,500 Nos.	23,750/-	04	07	0	0	06	03	10	10
Brinjal	Srutigold, Harihar	10,908 Nos.	27,270/-	10	07	0	01	10	02	20	10
Tomato	Kosala, Asutosh	10,200 Nos.	25,500/-	3	2	2	2	2	4	7	8
Onion	AFDR, NHRDF RED 3 & 4	4,50,000 Nos.	45,000/-	09	12	06	03	13	07	28	22
Others (Chilli)	Krishna	19,400 Nos.	48,500/-	22	07	04	03	09	05	35	15

Others (Broccoli)	Green Magic	2,000Nos.	5,000/-	10	07	0	01	10	02	20	10
Fruits											
Mango											
Guava											
Lime											
Papaya	Red lady	4,000Nos.	8,000/-	22	07	04	03	09	05	35	15
Banana											
Others											
Ornamental plants											
Medicinal and Aromatic											
Plantation											
Spices											
Turmeric	Rajendrasonia	2.0 qtls	13,000/-	02	06	0	0	02	10	04	16
Tuber											
Elephant yams											
Fodder crop saplings											
Forest Species											
Others, pl. specify											
Total			Rs. 2,21,770/-	92	62	16	14	71	40	179	116

Good quality photographs of planting materials:



Production Quality Planting material at KVK farm and distributed to the farmers.
--

Production of Bio-Products: Nil

[illegible]

Bio-pesticide														
Bio-fungicide														
Bio-agents														
Others, please specify.														
Total														

Good quality photographs of bio-products:

Production of livestock materials

Particulars of Live stock	Name of the breed	Number	Value (Rs.)	No. of Farmers benefitted							
				SC		ST		Other		Total	
				M	F	M	F	M	F	M	F
Dairy animals											
Cows											
Buffaloes											
Calves											
Others (Pl. specify)											
Small ruminants											
Sheep											
Goat											
Other, please specify											
Poultry											
Broilers	Banaraj, Sonali,	3300 Nos	2,31,000/-	125	205	0	0	0	0	125	205
Layers											
Duals (broiler and layer)											
Japanese Quail											
Turkey											
Emu											
Ducks	Khaki Campbell	50 nos.	20,000/-	-	-	-	-	-	-	-	-
Others (Pl. specify)											
Piggery											
Piglet											
Hog											
Others (Pl. specify)											
Fisheries											
Indian carp	Rohu, Katla, Mrigel	1.5 qtls	30,000/-	35	24	05	06	30	20	70	50
Exotic carp											
Mixed carp											
Fish fingerlings											
Spawn	Paddy straw mushroom (Volvariella volvacea) Oyster (Hypsizygus ulmarius)	1030 Nos.	22,000/-		55	-	05	-	10	-	70
Others (Honey)	-	30 Kg	21,000/-	12	09	03	02	10	09	25	20
Others (Mushroom)	Paddy straw and Oyster	1.5 qtls	30,000	50	20	10	10	20	10	80	40
Others (Vermicompost)	-	18.0 qtls	36,000/-	45	13	05	07	10	10	60	30

Grand Total		-	3,90,000	267	326	23	30	70	59	360	415
-------------	--	---	----------	-----	-----	----	----	----	----	-----	-----

Good quality photographs of livestock and fisheries:



Duckery production



Poultry production



Mushroom production



Vermicompost production



Honey Production



Mushroom spawn production

3.5. b. Seed Hub Programme - "Creation of Seed Hubs for Increasing Indigenous Production of Pulses in India"

i) Name of Seed Hub Centre:

Name of Nodal Officer :	
Address :	
e-mail :	
Phone No. : Mobile :	

ii) Quality Seed Production Reports

Season	Crop	Variety	Production (q)			
			Target	Area sown (ha)	Production	Category of Seed (F/S, C/S)
Kharif 2023						
Rabi 2021-22						
Summer/Spring 2023						
Kharif 2023						
Rabi 2022-2023						

iii) Financial Progress

Fund received (2020-21, 2021-22, 2022-23 and 2023-24)	Expenditure (Rs. in lakhs)		Unspent balance (Rs. in lakhs)	Remarks
	Infrastructure	Revolving fund		
2020-21				
2021-22				
2022-23				
2023-24				

iv) Infrastructure Development

Item	Progress
Seed processing unit	
Seed storage structure	

3.6.

(A) Literature Developed/ Published (with full title, author & reference)

Item	Title	Author's name	Number	Circulation
Research paper	-	-	-	-
Seminar/conference/ symposia papers	-	-	-	-
Books	-	-	-	-
Bulletins	-	-	-	-
News letter	Krishi Barta	Sj. Tapan Kumar Das, Dr. Mayuri Sing Sardar, Sj. Bikram Keshari Parimanik	1	500
Popular Articles	1. Byagyanika Pranarire Rasuna Chasa 2. Jibanu Sara 3. Pustisadhan Bagicha 4. Barshavittik Piyaja Chasa 5. Panipariba Tali Utpadana	Sj. Tapan Kumar Das, Mrs.Sasmita Priyadarshini, Mrs.Sasmita Pal Dr. Mayuri Sing Sardar, Mrs.Harapriya Sethy	05	2500
Book Chapter				
Extension Pamphlets/ literature	1. Byabsayayik vittika Chattu Chasa 2. Chattu chasare Rogo 0 Poko parichalana 3. Atma nijukti pain byabsayik vittire	Mrs.Sasmita Pal Dr. Mayuri Sing Sardar, Mrs.Harapriya Sethy	03	1500

	kukuda palana			
Technical reports		-	06	50
Electronic Publication (CD/DVD etc.)		-	08	200
TOTAL			23	4750

N. B.: Please enclose a copy of each. In case of literature prepared in local language please indicate the title in English



(B) Details of HRD programmes undergone by KVK personnel:



Sl. No.	Name of programme	Name of course	Name of KVK personnel and designation	Date and Duration	Organized by
1.					
2.					
3.					
4.					
5.					
6.					
7.					

3.7. Success stories/Case studies, if any (two or three pages write-up on 1-2 best case(s) with suitable action photographs)

Name of farmer	Nibasha Mahallik
Address	At+ P.O- Chorda, GP- Padmanpur, Block- Boudh, Dist-Boudh, State-Odisha Pin-762014
Contact details (Phone,	Mob: 9777001247

mobile, email Id)	
Landholding (in ha.)	2.83 ha (7 acres)
Name and description of the farm/ enterprise	Mushroom Production and Backyard Poultry rearing of improved breeds.
Economic impact	From the Mushroom unit he also earned a net income of Rs. 2lakh from 3600 nos. of quality paddy straw mushroom beds and 1 lakh from 1000 oyster mushroom beds. In addition, poultry farming with 650 nos. of improved birds, earned an annual net income of Rs. 1.80 lakh.
Social impact	Mushroom cultivation brought positive impact on different aspects of livelihood of the beneficiaries who adopted. Annual income, standard of living and household condition of the beneficiaries were increased as compared to the previous year. Considering all these it can be said that mushroom cultivation is beneficial both for social and economic improvement. Beside this backyard poultry rearing of improved breeds is now becoming a valuable enterprise in his village because of its role in alleviating poverty, securing food supply and also promoting women empowerment of his village and nearby villages. It creates employment to the small and marginal farmers and so many rural youth. Resource poor farmer can rear poultry bird at the backyard of their dwelling. It can provides additional income to the rural communities as the farmer can fetch good price by selling meat and eggs. Now he is a successful young entrepreneur and became a role model to other farmers in the village as well as neighbouring villages. He has motivated many farmers of Boudh and Harbhanga block and farmers of other district and mobilized them for development of these two enterprises. He gave employment lots of unemployed rural youth of his locality in his farm.
Environmental impact	Mushroom degrade complex lignin rich compounds and thus by it decomposed all lignin rich organic waste materials from surrounding leading to clean environmental conditions. Mushrooms are environmentally very friendly. They bio synthesize their own food from agricultural crop residues, which, just like solar energy, is readily available and sustainable. These crop residues would otherwise cause health hazards. Mushrooms demonstrate great potential for generating great environmental impacts in his welfare on local basis. He fed his poultry like by-products, such as cull crops or fruit pulp like eco friendly feeding to increase nutrient cycling to mitigate the environmental impacts.
Horizontal/ Vertical spread	Scientific mushroom cultivation can be an alternative livelihood and profit-making venture not only for rural women but also for the rural youth for employment and income generation. He became a master trainer for all the farm women & rural youth in Boudh under the RSETI training program. He has motivated 66 nos. of women SHGs of Boudh & Harbhanga block and mobilized them for taking up entrepreneurship activities on the mushroom. He was also sharing his experience, knowledge, and skill with others and providing extension services to interested mushroom farmers
Good quality photographs (2-3)	



Name of farmer	Soumitree Pradhan
Address	At-Patalipada, GP-Ambajhari, Block-Boudh, Dist-Boudh, State-Odisha Pin-762015
Contact details (Phone, mobile, email Id)	8658542121
Landholding (in ha.)	2.02 ha (5 acres)
Name and description of the farm/ enterprise	Integrated Farming System
Economic impact	He registered profits of 1,80,000/- from the poultry farming itself excluding his vegetable and paddy cultivation. He got Rs.1,00,000/- from 12 qt. of Fish production from a 0.2-acre area, Rs.75,000/- from a Mango orchard in a 1-acre area, and Rs1,20,000/- from vegetable cultivations.
Social impact	IFS can help to improve the livelihoods of rural communities by providing them with sustainable farming practices that improve their productivity, income and overall well being. IFS model can be adapted to different agro-climatic zones, production systems and cultural practices. Mr. Soumitree Pradhan is now become a progressive farmer and an example for the local farmers. He is identified as a very progressive and receptive farmer who could mobilize the beneficiaries for systematic and scientific cultivation by his own interest.
Environmental impact	IFS can help to reduce the environmental impact of agriculture by reducing greenhouse gas emissions, water pollution and soil erosion. The input cost in subsequent years in traditional farming was more or less constant while it decreased by 25-35% in subsequent years in IFS models and thus especially IFS model proves to be profitable in the present scenario of decreased landholding. IFS provides for low-cost farming systems suitable for Indian conditions based on the productive utilization of farm wastes and fuller utilization of available resources and manpower. Intercropping, vermicomposting practices also aid in increasing the fertility of the soil and also reduce the dependency on chemical fertilizer and also aids in getting better yield.
Horizontal/ Vertical spread	Mr. Pradhan's successful practice of integrating different enterprises has attracted many farmers in his locality. He has guided more than 45 farmers from 10 villages in his area to adopt Integrated Farming. Many farmers visit his farm to seek information about IFS to replicate the same in their own situations.
Good quality photographs (2-3)	 



3.8. Give details of innovative methodology or innovative technology of Transfer of Technology developed and used during the year

Sl. No.	Name/ Title of the technology	Name/ Details of the Innovator(s)	Brief details of the Innovative Technology

3.9. a. Give details of indigenous technology practiced by the farmers in the KVK operational area which can be considered for technology development (in detail with suitable photographs)

Sl. No.	Crop / Enterprise	ITK Practiced	Purpose of ITK
1.	Ragi	Traditional method of manual threshing	Use of Ragi thresher cum Pearler
2.	Crop (Rakia beans)	Use of unmanaged Trellising structure	Use of line trellising with plastic net
3.	Vegetables	Farmer-modified organic manure preparation with locally available ingredients like goat dropping, oilseed cake, neem leaves, saw dust, coffee grounds, tea grounds, vegetable peels and other kitchen scraps. First all ingredients have to dumped in a big pot then add some water to it for 10-15 days for decomposition. Whenever it decomposes perfectly then add more water to it and again leave for 1 day. After that segregate hard substances and extract liquid substances separately and served liquid substances as an organic manure liquid to the plants. The hard substances again added to the compost pits for recycling.	Waste management from by-products

b. Give details of organic farming practiced by the farmer

Sl. No.	Crop / Enterprise	Area (ha)/ No. covered	Production	No. of farmers involved	Market available (Y/N)
1.	Vegetables(Tomato,Potato, Cabbage,Cauliflower,Fenugreek, Chilli,Coriander,Green Peas,Raikia Beans, Raddish,	2 ha (Gudapada village)	60 qtl	25	Yes (Local market)

	Carrot, Beat etc.)				
2.	Vegetables(Potato, Tomato)	1 ha	8qtl	10	Yes (Local market)

Photograph:

Potato production

Raikia beans production

Cabbage production

3.10. Indicate the specific training need analysis tools/methodology followed by KVKs:

Sl. No.	Brief details of the tool/ methodology followed	Purpose for which the tool was followed
1.	Use of power point presentation for theory and hands on practice for practical and demonstration activities	For gaining detailed knowledge on a technology and make the topic more interested and easily understandable
2.	Evaluation and follow up of Training	To measure overall impact of training on work performance and production. Pre and post evaluation has been done for the understanding the impact.
3.	Group Discussion and Method demonstration	To clarify of ideas or help in understanding and application of ideas to practical situation and to communicate an idea with the aid of visuals.

3.11. a. Details of equipment available in Soil and Water Testing Laboratory

Sl. No	Name of the Equipment	Qty.
1.	Mridaparikshaka	01
2.	Distillation system	01
3.	Digestion system	01
4.	Acid neutralization scrubber	01
5.	Digestion tube	01
6.	Precision balance	01
7.	Digital balance	01
8.	Magnetic stirrer	01
9.	Rectangular hot plate	01
10.	Bouycous hydrometer	01
11.	Flame photometer	01
12.	Spectrophotometer	01
13.	Double distillation unit	01
14.	Distillation apparatus power supply	01
15.	Rotary shaker	01
16.	PH, EF, TDS combined meter	01
17.	Digital soil moisture meter	01

3.11.b. Details of samples analyzed so far :

Number of soil samples analyzed			No. of Farmers	No. of Villages	Amount realized (in Rs.)
Through mini soil testing kit/labs	Through soil testing laboratory	Total			
200	50	250	750	20	-

3.11.c. Details on World Soil Day

Sl. No.	Activity	No. of Participants	No. of VIPs	Name (s) of VIP(s)	Number of Soil Health Cards distributed	No. of farmers benefitted
1	World Soil Day	60	18	A. Pravashini Das (President,Zilla Parishad B. Sankarshana Pradhan(Vice president Zilla Parishad) C. Sj. Basant Kr. Panigrahi, CDAO,Boudh D. PD watershed,Pradipta Kr. Mohanty E. Sj.Jogendranath Mohapatra, ADH, Boudh F. Sj.Arun Kr. Pandey,Dy.Director, NHRDF,Paljhar,Boudh	50	100

3.12. Activities of rain water harvesting structure and micro irrigation system

No of training programme	No of demonstrations	No of plant material produced	Visit by the farmers	Visit by the officials
2	demonstration of Crop cafeteria, vegetable production, raising of nursery bed, Floriculture unit under drip irrigation system	Mass	50	8

3.13. Technology week celebration

Type of activities	No. of activities	Number of participants	Related crop/livestock technology
Distribution of Seedlings	3	150	Cabbage, Cauliflower, Broccoli, Brinjal, Tomato, Capsicum, Mango grafts, Papaya
Technology Demonstrated	4	80	Mushroom Spwan Production, Soil testing,Mushroom bed preparation
Visit of Demo unit	15	150	Cultivation of vegetables I trellis system Protected cultivation of vegetable using drip and

			polymulching Mushroom Spwan production Nursery raising of vegetables Vermicompost production Mushroom production Marigold cultivation Capsicum cultivation Azolla cultivation Backyard poultry rearing
Distribution of Literature	10	120	News Letter, Booklets

Photograph:



3.14. RAWE/ FET programme - is KVK involved? (Y/N) Yes

No of student trained	No of days stayed
12 (Students of School of Agricultrure, Centurian University)	1
15 (Students of OUAT)	1

ARS trainees trained	No of days stayed

3.15. List of VIP visitors (Minister/ MP/MLA/DM/VC/Zila Sabhadipati/Other Head of Organization/Foreigners)

Date	Name of the person	Purpose of visit
18.01.2023	Prof.Prasenjit Mishra Dean Extension Education OUAT,BBSR	
20.01.2023	Prof.Amaresh Khuntia Joint Director Extension OUAT,BBSR	Official Visit
20.01.2023	Dr.Banshidhar Pradhan Prof. & HOD,GPB	Official Visit

	Collage of Agriculture, OUAT,Bhubaneswar	
08.02.2023	Sj.Jogendranath Mohapatra ADH,Boudh Ms.Pooja Barik AHO,Boudh	To attend awareness cum training programme to promote the use of energy efficient agricultural pump set.
14.02.2023	Dr.Pramod Kumar Panda Professor(Horticulture) O-I/c AICRP on Cashew OUAT,Bhubaneswar	Official visit for conducting farmer/Farm women training programme on Improved production technology on Cashew Cultivation.
22.03.2023	Dr.Niranjana Das Asst. Nematologist O-I/c AICRP on Nematode in Agriculture OUAT,Bhubaneswar	Official visit for conducting farmer/Farm women training programme on Disease in crops by Nematode and their management.
08.05.2023	Prof Pravat Roul Hon'ble Vice Chancellor OUAT, Bhubaneswar	Official Visit
12.06.2023	Dr Manas Kumar Patel Asst professor cum Assessor in ASCI Dept of horticulture	To assess the ASCI exam.
21.09.2023	Prof.Susanta Kumar Dash Director,Agropolytechnic OUAT, Bhubaneswar	To monitoring the Agropolytechnic centre, Boudh
16.12.2023	Dr. Debashis Mishra Sr.Scientist & Head KVK,Boudh	Official visit for attending 20th SAC meeting

4. IMPACT

4.1. Impact of KVK activities (Not to be restricted for reporting period).

Name of specific technology/skill transferred	No. of participants	% of adoption	Change in income (Rs.)	
			Before (Rs./Unit)	After (Rs./Unit)
Use of herbicide for weed management in transplanted Rice	25	37%	30856/-	55918/-
Micronutrients management in cauliflower for better growth and yield	87	42%	149000 /-	194500/-
Management of Fall Army Worm in maize	35	78%	28810/-	46540/-
Small scall vegetable nursery raising	165	42	40,000/-	90,000/-
IFS	35	48%	6,00,000/-	13,00,000/-
Mango Pineapple intercropping	25	52%	5,00,000/-	12,00,000/-
Orchard Nursery Management	15	20%	2,50,000/-	5,00,000/-
Rearing of improved breed of Poultry	110	30%	70,000/-	1,00,000/-
Vermicomposting	56	24%	38,000/-	62,000/-
Mushroom production(year round)	92	57%	68,000/-	2,00,000/-

NB: Should be based on actual study, questionnaire/group discussion etc. with ex-participants


4.2. Cases of large scale adoption

(Please furnish detailed information for each case)

Horizontal spread of technologies	
Technology	Horizontal spread
Small farm mechanization	KVK, Boudh motivated 130 number farmers of the district and mobilized them for adopting the small farm mechanization specially who have cultivated millet crops.
pigeon pea variety LRG 52	140 ha
Maize variety-Kalinga Raj	10 ha
Integrated Farming system	KVK, Boudh motivated many farmers(Approx. 76 nos. of farmers) of 3 blocks of the district and mobilized them for development of integrated farming system, especially who have pond. There are so many farmers who have established this model in their farm and gave employment lots of unemployed rural youth of their locality in their farm. Within a short time, those famers transformed into them a successful farmer and became a great example for the farming community & the how adopting IFS model could be the way forward for higher income and sustainability.
Backyard Poultry Rearing	More than 300 nos. of farmers specially farm women have been adopted this technology for betterment of their livelihood.KVK, Boudh has helped them by providing 14 days chicks as a handholding support for start up.
Mango pineapple intercropping	KVK, Boudh also motivated mango growers of the district and imparted knowledge about the potential of mango + pineapple intercropping system. Many of the farmers developed this model in a small scale. Their farms are viewed as reference farms for other mango growers. Considering the impact of interventions in enhancing income, more than 80 nos. of mango growers of Boudh districts are planning to follow mango + pineapple model. This is becoming a role model for other educated unemployed rural youth in nursery business and QPM production.
Vegetable Nursery management	More than 447 nos. of farmers and farm women have been adopted this technology for income generation.KVK, Boudh has helped them by providing different types of vegetable seedlings round the year as a handholding support for start up their small scale enterprises.
Scientific Fish Cultivation	Krishi Vigyan Kendra, Boudh has been conducted training Programme on Scientific Fish cultivation like regular measurement of water measurement and maintenance of the right number of plankton in the pond with the help of district Fishery Officer, Boudh. More than 40 nos. of fish farmers and 60 nos. Of women farmer have been adopted this technology. They used proper amount of feed on regular basis for fish, pond management with preventive and control measured for fish cultivation. Many of them avail subsidy under biofloc technology.

Give information in the same format as given below

Name of farmer	Sri Manoj Pradhan
Address	At- Gudapada, GP- Bandhapathar, Block- Boudh, Dist-Boudh, State-Odisha.
Contact details (Phone, mobile, email Id)	7735111810 kmanojpradhan@gmail.com
Landholding (in ha.)	50 acres
Name and description of the farm/ enterprise	Mr. Manoj Pradhan is a farmer who enjoys agriculture and who chose to be a farmer even though he has talents in other fields such as comp. sc. & Engineering. Farming is very close to his heart. He was a job holder of a MNC outside of the country before covid pandemic situation. With this intention, He started meeting people to understand

	different agriculture practices and improve his knowledge and he has adopted Integrated farming system-Agriculture crops including Horticulture crops and pisciculture. Along with these, he took up other allied enterprises, such as vermi-compost. He recycles farm waste into healthy manure through the vermi-compost unit and gets over 50% nutrients by recycling the bio-mass available within the farm itself. He has tried to reduce excess of expenditure by using organic bio inputs and adopted water saving techniques-drip, etc. He is practicing intercrop method for getting extra income and vermicompost unit. The zero budget preparations like Jeevamrutha, Beejamrutha Ghana, make the farm soil healthy and fertile.
Economic impact	He earns net annual income approx. Rs. 28lakh from 50 acre of his land (Rs.5lakh from Paddy in 40 acre, Rs.10Lakh from fishery in 8 acre & Rs.3 Lakh from Horticultural crops & Others in 1.5-acre area) per annum.
Social impact	Now he is a successful young entrepreneur and became a role model to other farmers in the village as well as other villages. He has motivated many farmers of Boudh and Harbhanga block and mobilized them for development of integrated farming system. He gave employment lots of unemployed rural youth of his locality in his farm.
Environmental impact	The input cost in subsequent years in traditional farming was more or less constant while it decreased by 25-35% in subsequent years in IFS models and thus especially IFS model proves to be profitable in the present scenario of decreased landholding. IFS provides for low-cost farming systems suitable for Indian conditions based on the productive utilization of farm wastes and fuller utilization of available resources and manpower. Intercropping, vermicomposting practices also aid in increasing the fertility of the soil and also reduce the dependency on chemical fertilizer and also aids in getting better yield.
Horizontal/ Vertical spread	He has motivated many farmers of 3 blocks of the district and mobilized them for development of integrated farming system, especially who have pond. He gave employment lots of unemployed rural youth of his locality in his farm. Within a short time, he transformed into a successful farmer and became a great example for the farming community & how adopting IFS model could be the way forward for higher income and sustainability. He has proved that wonders can be done in agriculture if investments are made in the right direction and farmers are equipped with the latest knowledge.
Good quality photographs (2-3)	

4.3. Details of impact analysis of KVK activities carried out during the reporting period

Sl. No.	Brief details of technology	Impact of the technology in subjective terms	Impact of the technology in objective terms
1	Demonstration of Improved crop varieties	Enhancement in crop yield	Increase in farmers' income

2	Soil Test based fertilizer application and INM	Improvement in production and soil health	Sustainability of crop production and soil health
3	Demonstration on chemical weed management	Limit the farm labour use	Increase the farmers income
4	Training and Demonstration on scientific crop management practices	Enhancement of yield and quality of produce	Increase in famers' income and sustainability
5	Training and demonstration on farm mechanization	Precision use of inputs and increase in net return	Reduction of cost of cultivation, drudgery reduction, Maintaining Gender equality, Timely farm operation

4.4. Details of innovations recorded by the KVK

Thematic area	
Name of the Innovation	
Details of Innovator	
Back ground of innovation	
Technology details	
Practical utility of innovation	

4.5. Details of entrepreneurship development

Entrepreneurship development	
Name of the enterprise	Millet Cafe
Name & complete address of the entrepreneur	Mrs. Arpita Deo, Ph:9777883138 Address: At-Khuntiapada, GP-Baghiapada, Block-Boudh, Dist-Boudh, State- Odisha.
Role of KVK with quantitative data support:	Mrs. Deo had got training on Value addition of Millet based food products “organised by Krishi Vigyan Kendra,Boudh and so many success video on “Value addition of Millet “ of different state under training programme from KVK,Boudh which inspired her a lot to undertake this. Along with that, she attended training programs at Dept. of Odisha Millet Mission.
Timeline of the entrepreneurship development	She started her Millet Bakery cum cafe in 2023 with 8 types of food items, but she started her research on this in 2022. Now She prepared more than 25 items in her cafe in daily basis. She also prepared millet cookies.
Technical Components of the Enterprise	Millet based food products specially millet cookies.(Round the year)
Status of entrepreneur before and after the enterprise	Training helped Mrs. Deo to selection her passion to turn into an enterprise and encouraged this to take it for commercial level. She was awarded as Best SHG lead millet based entrepreneurship in Boudh district by Mission Shakti dept, Govt. of Odisha in 2023-23 under International Millet workshop . Her group has received Rs. 50,000/- has been received (Maa Durgadevi SHG) from Odisha Millet Mission for opening the millet tiffin center at the district.
Present working condition of enterprise in terms of raw materials availability, labour availability, consumer preference, marketing the product etc. (Economic viability of the enterprise):	Her net profit is Rs.4000/day from her cafe. She also got Rs. 14,40,000/- lakh/annum from her enterprises. 7 Nos. of SHG members have been worked in her enterprise. She is also producing quality millet based food products such as Idly, Biscuit, Milkshake, Chocolate shake, Arisha, Cake, Kakra, Laddu, Dhokla, Nimki, Sew, Tea, Upma, Soup, etc. in large scale commercially & plans for continuous income throughout the year & undertakes direct marketing of her produce in local market and nearby district.

Horizontal spread of enterprise	She also motivated other SHG members of her village area and imparted knowledge about the recipe of the millet based food products. Considering the impact of interventions in enhancing income, more than 30 SHG group of Boudh districts are planning to start up their at local level. She is also trying to give support to other farm women to start their enterprises in small scale. He already became a role model for other educated unemployed rural women in millet based food production. Sixteen farm-women of neighboring village have started to selling their enterprises at small scale and marketing their product at village level. She has trained lots of women from her village for proper maintenance as well as marketing.
---------------------------------	--

Entrepreneurship development	
Name of the enterprise	Pradhan Nursery Farm
Name & complete address of the entrepreneur	Sri Sangram Pradhan, 8456870072/ 943706083 Address: At- Balanda, GP- Purnakatak, Block- Harbhanga, Dist- Boudh, State- Odisha.
Role of KVK with quantitative data support:	Mr. Pradhan had got training on Gardening and Grafting and “Quality Planting Material Production in fruit crops” organised by Krishi Vigyan Kendra, Boudh and Dept. of Horticulture respectively and an Extension booklet on “Establishment of fruit orchard “ from KVK which inspired him a lot to undertake this. Along with that, he attended training programs at CHES, Bhubaneswar.
Timeline of the entrepreneurship development	He started “Pradhan Nursery” in 2009 with 20 types of fruit crops in 1 acre area. Beside this, he is also doing Fishery in small scale. Initially Mr. Pradhan produced 3000 nos. of graft in 2009 and from 2015 he increased this number to 40,000-50,000/year.
Technical Components of the Enterprise	Mango + Pineapple intercropping, Strawberry in monocropping, QPM production.
Status of entrepreneur before and after the enterprise	Training helped Mr. Sangram to selection the site and encouraged scientific management to various aspects related to Intercropping and QPM production in his Farm. He is also producing quality mango graft in large scale commercially & plans for continuous income throughout the year & undertakes direct marketing of his produce and multiplies plant material for own use to ensure quality & reduce cost. He was awarded as Best Progressive Farmer in Boudh district and Kruti Kushak Samman by Govt. of Odisha.
Present working condition of enterprise in terms of raw materials availability, labour availability, consumer preference, marketing the product etc. (Economic viability of the enterprise):	His net profit is Rs.10 lakh/annum from Mango Orchard & 2 lakh from 4000 pineapple plant intercropped with Mango from 2.5-acre area and cultivated strawberry in monocropping has got net profit of Rs.1 lakh per acre. He also got 3 to 4 lakh from his nursery.
Horizontal spread of enterprise	He also motivated other mango growers of his area and imparted knowledge about the potential of mango + pineapple intercropping system. Now his farm is viewed as reference farms for other mango growers. Considering the impact of interventions in enhancing income, more than 50 mango growers of Boudh districts are planning to follow mango + pineapple model. He is also trying to give support to other farmers to start their enterprises in small scale. He already became a role model for other educated unemployed rural youth in nursery business and QPM production. Six farmers of neighboring village planted mango progeny orchard for graft production. He has engaged lots of workers from his village in his farm for proper maintenance as well as marketing.

4.6. **Any other initiative taken by the KVK:** KVK has direct involvement in Stability focus Village development project of YCDA group at Mallikpada, Bhoktapada villages and giving technical support, input distribution activities, demonstration programme etc to the farmers of 5 nos. Of villages under this project..

5. LINKAGES

5.1. Functional linkage with different organizations

Name of organization	Nature of linkage
Odisha University of Agriculture & Technology	Given Technical guidance and arranging extension activities, different types of workshop programme. Arrangements of RAWWE programme for students.
Collectorate	<ul style="list-style-type: none"> Grievance day meeting Agril Production council meeting Periodical technical/ consultative meeting.
Agriculture department	<ul style="list-style-type: none"> Arranged In service training to AAO & VAWs and extension activities, skill training programme under ATMA. Assessing the training needs of farmers in areas of crop improvement, production, protection and mechanization. Involved in mid monthly DLREI meeting. Field Day programme Jointly Diagnostic field visit with KVK scientist to affected Field of the district. Arranged farmers scientist interaction programme. Attended Sac meeting as a Sac members and giving valuable suggestion.
Horticulture Department	<ul style="list-style-type: none"> Assessing the training needs of farmers in areas of crop improvement, production, protection and mechanization with collaboration of agril dept. and KVK. Seedling supply demonstration programme. NHM training programme Attended as a Resource person for Mission Shakti training programme Jointly Diagnostic field visit with KVK scientist to affected Field of the district. Attended Sac meeting as a Sac members and giving valuable suggestion.
District Social Welfare Society/Mission Shakti.	<ul style="list-style-type: none"> Arrangements for supply of WSHGs group members for Mission Shakti training programme. Involved in Poshan Maah programme for AWW and farm women. Jointly organized different type of Nutri garden or Nutritional security programme for AWW, Farm women, Pregnant woman, Lactating mothers.
State Bank of India(LDM)	<ul style="list-style-type: none"> Given financial guidance to the women self-help group members for further facilities to get loan for starting their entrepreneurship.
Animal Husbandry department	<ul style="list-style-type: none"> Advisory services. Supply of chicks of different types of poultry breeds. Conducting veterinary campaign for farmers. Organized collaborative workshop programme with KVK of NADCP for foot and mouth disease. Attended Sac meeting as Sac members and giving valuable suggestions.
Watershed and soil conservation department	<ul style="list-style-type: none"> Organizing awareness programme or training jointly with KVK for planting and bund development, water harvesting structure development and demonstration programme. Attended as a resource person for different type of extension activities programme. Attended Sac meeting as a SAC member and giving valuable suggestions.

NABARD	<ul style="list-style-type: none"> Involve in farmers group discussion. Discussion with FPOs for better marketing. Training to the farmers.
Forestry	<ul style="list-style-type: none"> Awareness created about Afforestation programme. Collaborative programme with KVK about Plantation programme. Distribution of quality planting material to the farmers of the district.
KVK Subarnapur	<ul style="list-style-type: none"> Input purchase(Supply of Kadaknath chicks) Supply of resource person for different types of extension training programme, workshop, SAC meeting, Exhibitions etc. Exposure visit.
NGOs	<ul style="list-style-type: none"> Arranged awareness programme on different type of agricultural activities, social issues etc. Organized training programmes. Attended SAC meeting

5.2. List of special programmes undertaken during 2023 by the KVK, which have been financed by ATMA/ Central Govt/ State Govt./NABARD/NHM/NFDB/Other Agencies (**information of previous years should not be provided**)

a) Programmes for infrastructure development

Name of the programme/ scheme	Purpose of programme	Date/ Month of initiation	Funding agency	Amount (Rs.)

(b) Programme for other activities (training, FLD, OFT, Mela, Exhibition etc.)

Name of the programme/ scheme	Purpose of programme	Date/ Month of initiation	Funding agency	Amount (Rs.)
Swachhata Abhiyaan	For making the streets, roads and offices clean from filth and garbage. One of the main objectives of the drive is to make India Open Defecation Free (ODF). The campaign also targets raising public awareness about cleanliness through rigorous media campaigns and to institute door to door garbage collection in rural/urban household and ensuring its safe disposal.	September, 2023	ICAR	34,000

6. PERFORMANCE OF INFRASTRUCTURE IN KVK

6.1. Performance of demonstration units (other than instructional farm)

Sl. No	Name of demo Unit	Year of estt.	Area(Sq.mt)	Details of production			Amount (Rs.)		Re ma rks
				Variety /breed	Produce	Qty.	Cost of inputs	Gross income	
1	Poultry	2005 -06	23m *23 m	Kalinga Brown, Sonali, Kadakn ath,	3300	6 time s	1,32,0 00/-	2,31,000 /-	

				Banraj					
2	IFS	2016-17	43m * 12.6m	Fish	15qt	1time	6000/-	30,000/-	
3	Vermicompost	2010-11	24m * 24m	Vermicompost	18qt	6bed	10,500/-	36000/-	
4	Mushroom unit	2016-17	27m * 27m	Paddy straw and oyster mushroom	1qtl	100beds	6500/-	20000/-	
5	Polyhouse	2010-11	100m	Different type of vegetable seedlings	2,00,0000	3times.	25,345	1,10,000	
	Total						1,80,345	4,27,000	

6.2. Performance of Instructional Farm (Crops)

Name Of the crop	Date of sowing	Date of harvest	Area (ha)	Details of production			Amount (Rs.)		Remarks
				Variety	Type of Produce	Qty.(q)	Cost of inputs	Gross income	
Onion (Kharif)	15.08.2023	05.01.2024	0.04	AFDR	80 kg(Bulk)	200 q	1,50,000/-	4,00,000/-	-
Onion (Rabi)	11.12.2023	Yet not harvested	0.08	NHRDF Red 3 & 4	100 kg(Bulk)	220 q	1,38,000/-	4,40,000/-	-
Tomato (Kharif & Rabi)	21.08.2023	17.11.2023	0.08	Ashutosh	100 kg (Bulk)	250 q	1,50,000/-	3,75,000/-	-
Brinjal	18.06.2023	22.09.2023	0.04	Sruti Gold, Harihar	120 kg (Bulk)	300 q	2,00,000/-	4,50,000/-	-

6.3. Performance of Production Units (bio-agents / bio-pesticides/ bio-fertilizers etc.,)

Sl. No.	Name of the Product	Qty. (Kg)	Amount (Rs.)		Remarks
			Cost of inputs	Gross income	
1.					

6.4. Performance of instructional farm (livestock and fisheries production)

Sl. No	Name of the animal / bird / aquatics	Details of production			Amount (Rs.)		Remarks
		Breed	Type of Produce	Qty.	Cost of inputs	Gross income	
1.	Poultry	Banraj,,Sonali	Chicks	2300	69,360	1,61,000	-
2.	Vermicompost	-	-	10.0 qtls	4,000	15,000	-
3.	Mushroom Spawn	-		10.0 qtls	6,000	15,000	-
4	Fish	Rahu, China Rahu	-	70.0 Kg	2,000	14,000	-

6.5. Utilization of hostel facilities

Accommodation available (No. of beds)

Months	No. of trainees stayed	Trainee days (days stayed)	Reason for short fall (if any)
May 1 st to 31 st May(Excluding 17 th , 18 th 19 th and 20 th May)	20	27 days	No
Total :	20	27 days	

(For whole of the year)

6.6. Utilization of staff quarters

Whether staff quarters has been completed:

No. of staff quarters:

Date of completion:

Occupancy details:

Months	Q I	Q II	Q III	QIV	Q V	QVI
01.06.2012	3R	E-1	E-2	E-3	E-4	2RA
Alloted to staff of KVK,Boudh						

7. FINANCIAL PERFORMANCE

7.1. Details of KVK Bank accounts

Bank account	Name of the bank	Location	Account Number
Current KVK Account	SBI, Baghiapada	Baghiapada, Boudh	11758917116
Revolving Account	SBI, Baghiapada	Baghiapada, Boudh	30586643554
CFLD Oilseed Account	SBI, Baghiapada	Baghiapada, Boudh	41555036495
CFLD Pulse Account	SBI, Baghiapada	Baghiapada, Boudh	42251117691

7.2. Utilization of funds under CFLD on Oilseed (Rs. In Lakhs)

Item	Released by ICAR		Expenditure		Unspent balance as on -
	Kharif	Rabi	Kharif	Rabi	
					Nil

7.3. Utilization of funds under CFLD on Pulses (Rs. In Lakhs)

Item	Released by ICAR		Expenditure		Unspent balance as on 1 st April 2024
	Kharif	Rabi	Kharif	Rabi	
Pigeon Pea (LRG-52)	2,70,000	-	2,70,000	-	Nil

2019.5. Utilization of KVK funds during the year 2023-24 (Not audited)

Sl. No.	Particulars	Sanctioned	Released	Expenditure
A. Recurring Contingencies				
1	Pay & Allowances	92,50,000	69,59,000	73,79,174
2	Traveling allowances	1,50,000	1,12,500	85,581
3		30,000	30,000	0
Contingencies				
A	Office stationaries (OE)	4,00,000	3,50,000	3,50,000
B	POL Vehicle			
C	Meal Refreshment Training	3,00,000	2,25,000	2,25,000
D	Training materials			
E	FLD	1,50,000	86,900	86,900
F	OFT	1,50,000	86,900	86,900
G	SCSP Contingency	19,00,000	12,00,000	12,00,000
H	Swachhta Expenditure	34,000	34,000	34,000
	TOTAL (A)	1,23,64,000	90,84,300	94,47,555
B. Non-Recurring Contingencies				
1	Office Equipments (IT)	-	-	-
2	Furniture & Fixtures	-	-	-
3	Storage Godown (Works)	-	-	-
4	Borewell (Works)	-	-	-
5	Vehicle (Tractor)	-	-	-
6	Library	10,000	10,000	10,000
	TOTAL (B)	10,000	10,000	10,000
C. REVOLVING FUND		0	0	0
GRAND TOTAL (A+B+C)		1,23,74,000	90,94,300	94,57,555

7.5. Status of revolving fund (Rs. in lakh) for last five years

Year	Opening balance as on 1 st April	Income during the year	Expenditure during the year	Net balance in hand as on 1 st April of each year (Kind + cash)
2019-20	2,00,000	1,42,715	71,299	2,71,416
2020-21	2,71,416	1,43,718	97,923	3,17,211
2021-22	1,11817	3,26,036	1,50,267	2,37,484
2022-23	2,37,484	3,06,530	1,55,887	2,98,243
2023-24	2,98,243	1,94,495	1,56,545	3,36,193

7.6. (i) **Number of SHGs formed by KVKs: 20**(ii) **Association of KVKs with SHGs formed by other organizations indicating the area of SHG activities**

- Value addition of Millets, vegetables etc.
- Marigold cultivation for income generation.
- Raising awareness about Nutritional Garden and Nutri thali
- Nursery Raising techniques of vegetables seedling,
- Vermicompost Production
- Create awareness about Poshan
- Mushroom Production
- Backyard Poultry Rearing
- Cultivation of Millets Crops
- Integrated Farming System

(iii) **Details of marketing channels created for the SHGs:**

Women self-help groups who have been adopted value addition of millets, nursery raising technique, nutri garden, Poultry Rearing and vermicomposting production as an entrepreneur they have also started selling their products seasonally or round the year and become economically independent. Value addition of millets food item are now becoming popular in the district level through millet cafe by the help of KVK, and Odisha Millet Mission dept. Maximum WSHGs are mostly interested in paddy straw mushroom production because of high demand in market. Krishak Mandi has been established in the district for better marketing. Many of them are associated with FPO for better marketing. KVK Boudh came up with a marketing channel approach with the main objective to abolish middleman activity during that time.

7.7. Joint activity carried out with line departments and ATMA

Name of activity	Number of activity	Season	With line department	With ATMA	With both
District Level Research Extension Interface Meeting	08 Nos	Year Round	CDAO, ADH, CDVO, DFO, PDWatershed, NGO, DPC Mission Shakti, DPC OMM, DSWO		
Diagnostic Field visit in convergence mode	25	Kharif & Rabi	CDAO, ADH, CDVO, DFO, PDWatershed, NGO, DPC Mission Shakti, DPC OMM, DSWO	ATMA	With Both
Field day programme, Crop cutting of Millet Crops	05	Kharif	CDAO, ADH, DFO, PDWatershed, NGO, DPC Mission Shakti, DPC OMM,		
World soil Day	01	Rabi	CDAO, ADH, CDVO, DFO, PDWatershed, NGO, DPC Mission Shakti, DPC OMM, DSWO	ATMA	With Both
Field verification	12	Kharif & Rabi	CDAO, ADH, PDWatershed, DPC Mission Shakti, DPC OMM	ATMA	With Both
Training Programme on F/FW on Cotton crop about IPM	05	Kharif	CDAO ,	ATMA	With Both
In-service training programme at KVK	06	Rabi	DSW, CDAO, ADH,	ATMA	With Both

8. Other information

8.1. Prevalent diseases in Crops

Name of the disease	Crop	Date of outbreak	Area affected (in ha)	% Commodity loss	Preventive measures taken for area (in ha)
BPH	Paddy	October	5200 ha	7%	Trainings
BLB	Paddy	October	4300 ha	5%	OFT
Stem borer	Paddy	October	9560 ha	4%	Trainings
Sheath Blight	Paddy		4950 ha	23%	OFT, Trainings
Pod borer complex	Pigeon Pea	Middle of November	1670 ha	10%	CFLD, Trainings
YMV	Vegetables	December	750 ha	4%	FLD, Trainings
Thrips	Onion	January	06	5%	FLD, Trainings

8.2. Prevalent diseases in Livestock/Fishery

Name of the disease	Species affected	Date of outbreak	Number of death/ Morbidity rate (%)	Number of animals vaccinated	Preventive measures taken in pond (in ha)
Fowl pox	Sonali, Banaraj, RIR	November, December	23 %	Full Vaccinated 100%	-
Tail & fin rot	Rahu, Katla	October, November	28%	Full Vaccinated 100%	-

9.1. Nehru Yuva Kendra (NYK) Training

Title of the training programme	Period		No. of the participant		Amount of Fund Received (Rs)
	From	To	M	F	

9.2. PPV & FR Sensitization training Programme

Date of organizing the programme	Resource Person	No. of participants	Registration (crop wise)	
			Name of crop	No. of registration

9.3. *mKisan*Portal (National Farmers' Portal/ SMS Portal)

Type of message	No. of messages	No. of farmers covered
Crop	36	32508
Livestock	-	-
Fishery	-	-
Weather	7	32508
Marketing	3	32508
Awareness	10	32508
Training information	5	32508
Other	-	-
Total	61	32508

9.4. KVK Portal and Mobile App

Sl. No.	Particulars	Description
1.	No. of visitors visited the portal	11,556
2.	No. of farmers registered in the portal	-
3.	Mobile Apps developed by KVK	-
4.	Name of the App	-
5.	Language of the App	-
6.	Meant for crop/ livestock/ fishery/ others	-
7.	No. of times downloaded	-

9.5. a. Observation of Swachh Bharat Programme

Date/ Duration of Observation	Activities undertaken
15.09.2023	Display of banner at prominent places, taking swachhata pledge
16.09.2023	Cleanliness drive including cleaning of offices, corridors and premises.
18.09.2023	Cleanliness and sanitation drive in the saleising village
19.09.2023	Promoting clean and green technologies and organic farming practices in kitchen garden.
26.09.2023	Swachata awareness Campaign at local level involving farmers farm women and village youth and Planting of trees
29.09.2023	Swachhta Campaign, Cleaning of school campus
02.10.2023	Awareness on use of farm waste and compost preparation. Natural farming.
09.10.2023	Cleaning of Road sides of Office campus and collecting plastics
16.10.2023	Cleaning of village premises, roads and awareness on less use of chemical fertilizer and more use of compost
23.10.2023	Cleaning of demo units, office premises
30.10.2023	Awareness campaign on waste management
06.11.2023	Cleanliness and sanitation drive in the Baghiapada village
18.11.2023	Awareness campaign on crop residue management
06.12.2023	Cleaning of demo units, office premises and promoting of natural farming
23.12.2023	Celebration of special day- Kisan diwas (Farmers Day) inviting farmers. Experience sharing on swachhata initiatives by farmers & villages.
26.12.2023	Cleanliness and sanitation drive in the Ereda and Kanakpurvillage

b. Details of Swachhta activities with expenditure

Activities	Number	Expenditure (in Rs.)
1. Digitization of office records/ e-office	5	-
2. Basic maintenance	7	12500
3. Sanitation and SBM	8	3000
4. Cleaning and beautification of surrounding areas	8	5300
5. Vermicomposting/ Composting of biodegradable waste management & other activities on generate of wealth for waste	3	-
6. Used water for agriculture/ horticulture application		
7. Swachhta Awareness at local level	5	4000
8. Swachhta Workshops	1	2250
9. Swachhta Pledge	5	1000
10. Display and Banner	15	2750
11. Foster healthy competition		
12. Involvement of print and electronic media	03	-
13. Involving the farmers, farm women and village youth in the adopted villages (no of adopted village)	4	3200
14.No of Staff members involved in the activities	10	-
15. No of VIP/VVIPs involved in the activities	4	-
16. Any other specific activity (in details)	Mass	-
Total	78	34,000

9.6. Observation of National Science day

Date of Observation	Activities undertaken
28.02.2023	Awareness on why this day is important for all. Discuss on theme Integrated Approach in Science and Technology for a Sustainable Future. Discuss with farmers how science change in their life and way of cultivation.

9.7. Programme with Seema Suraksha Bal/ BSF:NA

Title of Programme	Date	No. of participants

9.8. Agriculture Knowledge in rural school

Name and address of school	Date of visit to school	Areas covered	Teaching aids used
Mendiman High School Mendimal, Boudh	03.12.2023	1 Acre	Laptop, White Board, Marker,Duster, Drawing sheet etc.
Kanakpur Upper Primary School, Kanakpur,Boudh	15.9.2023	1.5 Acre	

9.9. Details of 'Pre-Rabi Campaign' / 'Pre-Kharif Campaign' Programme

Date of programme	No. of Union Ministers attended the programme	No. of Hon'ble MPs (Loksabha/Rajyasabha) participated	No. of State Govt. Ministers	Participants (No.)							Coverage by Door Darsan (Yes/No)	Coverage by other channels (Number)
				MLAs Attended the programme	Chairman ZilaPanchayat	Distt. Collector/DM	Bank Officials	Farmers	Govt. Officials, PRI members etc.	Total		

Please provide good quality photographs:

9.10. Details of Swachhta Hi Suraksha/ Swachhta Pakhwada programme organized

Sl. No.	Activity	No. of villages Involved	No. of Participants	No. of VIPs	Name (s) of VIP(s)
1.	Display of banner at prominent places, taking swachhata pledge, Cleanliness drive including cleaning of offices, corridors and premises.	1	35	-	-
2.	Cleaning of village road sides and collection of plastic wastes and Swachata awareness Campaign at local level involving farmers farm women and village youth and Planting of trees	2	35	-	-
3.	Cleaning of school campus and create awareness among students	1	40	-	-
4.	Cleanliness and sanitation drive in the Ereda and Kanakpur village	1	20	-	-
5.	Awareness campaign on crop residue management at Baghiapada village	1	25	-	-
6.	awareness on less use of chemical fertilizer and more use of compost	1	25	-	-
7.	Promoting clean and green technologies and organic farming practices in kitchen garden.	1	30	-	-

Please provide good quality photographs:



Celebration of Swachhata hi Seva programme



Cleaning of Office Premises



Cleaning of School premises

9.11. Details of Mahila Kisan Divas programme organized

Sl. No.	Activity	No. of villages Involved	No. of Participants	No. of VIPs	Name (s) of VIP(s)
1.	<ul style="list-style-type: none"> KVK, Boudh honor their extraordinary contributions, acknowledging that women have played the role of unsung heroes in agriculture. Discussed about the Sustainable Agriculture through Gender Inclusion and Participation. 	5	30	-	-

Please provide good quality photographs:



9.12. No. of Progressive/ Innovative/ Lead farmer identified (category wise)

Sl. No.	Name of Farmer	Address of the farmer with contact no.	Innovation/ Leading in enterprise
1.	Manoj Kumar Pradhan	Bhejimal, Harbhanga, Boudh, Pin-762026 Ph:8144491306	Nursery Raising in Protray technique
2.	Subigyan Ranjan Pradhan	Jubrajpur, Lunibahal, Harbhanga, Boudh, Pin-762013, Ph-9078169141	Integrated Farming System
3.	Soumitree Pradhan	Patalipada, Ambajhari, Boudh, Pin-762015 Ph-8658542121	IFS and Brooding management of chicks

4.	Kuna Bagha	Panuasahi,Boudh, NAC(1 No. Ward),Pin-762014 Ph-7077905859	Feeding management, Processing of Milk and its product.
5.	Chakamana Bishi	Unchabahali,Manamunda, Kantamal,Boudh Pin-762014, Ph-6370925806	Integrated Farming System
6.	Pradeep Kumar Bhanja	Lambakani, Boudh, Pin-762014,Ph-8118942155	Integrated Farming System
7.	Shovarani Bhoi	Kanakpur, Boudh, Pin-762026, Ph-9937604704	Vegetable Nursery Raising mangemen
8.	Sangram Pradhan	At- Balanda Harbhanga,Boudh, State- Odisha. Mob: 9437060835/8456870072	Mango -pineapple intercropping
9.	Manoj Kr. Pradhan	Gudapada, Block- Boudh, Dist-Boudh, Ph-7735111810	Integrated farming system and organic farming
10.	Ghasiram Pradhan	At-Chhataniakata, Block- Boudh, Dist-Boudh, Ph:7752059276	Off season vegetable cultivation
11.	Nibasha Mahallik	At-Chorda, Block- Boudh, Dist-Boudh, Ph- 9777001247	Mushroom & Watermelon cultivation
12.	Sushant Kumar Kheti	At-Kulutakhali, Block- Boudh, Dist-Boudh, Ph-8249850340	Millet cultivation and Pulse Production
13.	Mita Bagha	At-Durgaprasad, Block- Boudh, Dist-Boudh, Ph-8457852864	Merigold cultivation
14.	Arjun Prusty	At-Baghiapada, Block- Boudh, Dist-Boudh, Ph- 7750807623	Seed production in Paddy and Pulse Production
15.	Arpita Deo	At-Khuntiapada, Block- Boudh, Dist-Boudh, Ph-	Value addition of millet food products
16.	Sunita Pradhan	At-Khuntiapada, Block- Boudh, Dist-Boudh, Ph-7606985890	Scientific fish cultivation
17.	Premananda Mahakhud	At-Mundapada, Block- Boudh, Dist-Boudh, Ph- 8658768619	Pulse production
18.	Sanjit Pradhan	At-Khuntiapada, Block- Boudh, Dist-Boudh, Ph-9777641937	Off season vegetable cultivation
19.	Sudarshan Sahoo	At-Baghiapada, Block- Boudh, Dist-Boudh, Ph- 8144034134	Seed production in Paddy
20.	Sasmita Pradhan	At-Kanakpur, Block- Boudh, Dist-Boudh, Ph-6370222807	Backyard Poultry rearing
21.	Subasini Ksheti	At-Jamupali, Block- KantamalDist-Boudh, Ph-7978667513	Value addition of millet food products
22.	Godhadhar Mahakhud	At-Polam, Block- Boudh Dist-Boudh, Ph:8658408109	Backyard Poultry rearing and Fish cultivation

23.	Satyaban Mahakhud	At-Kalapathar, Block- Boudh Dist-Boudh, Ph:8018410990	Oilseed production
24.	Pramodini Mohapatra	At-Gaundisara, Block- Boudh, Dist- Boudh, Ph- 8144067893	Value addition of Pulse product

9.13. Revenue generation:NA

Sl.No.	Name of Head	Income(Rs.)	Sponsoring agency
1.			
2.			
3.			

9.14. Resource Generation: NA

Sl.No.	Name of the programme	Purpose of the programme	Sources of fund	Amount (Rs. lakhs)	Infrastructure created

9.15. Performance of Automatic Weather Station in KVK :NA

Date of establishment	Source of funding i.e. IMD/ICAR/Others (pl. specify)	Present status of functioning

9.16. Contingent crop planning

Name of the state	Name of district /KVK	Thematic area	Number of programmes organized	Number of Farmers contacted	A brief about contingent plan executed by the KVK
Odisha	KVK, Boudh	Crop Management	03	250	1. Paddy substitute crop with black gram and green gram, cowpea. Grow maize, cowpea to meet fodder crisis. 2. (Paddy-Vegetable)-Sowing sprouted seeds of varieties like Lalat, Nabeen. 3. (Paddy-Black gram)-sowing varieties like Swarna,Pratikhya,MTU-1001.

10. Report on Cereal Systems Initiative for South Asia (CSISA): NA

- a) Year:
b) Introduction / General Information:

	Title	Objective	Treatment details	Date of sowing	Replication	Result with photographs
Experiment 1						
Experiment 2						

Experiment 3						
...						
..						
Others (If any)						

Please provide good quality photographs:

11. Details of DAPST/ TSP

a. Achievements of physical output under TSP during 2023

Progress of DAPST for the year 2023 (Jan. to Dec., 2023)

Name of KVK							
Sl.No.	Item/Activity		Units	Targets/Achievements		No. of Beneficiaries	
				Annual Targets	Achievements	Annual Targets	Achievements
1	Trainings (Capacity building/ Skill Development etc.)		No.				
	1.1	1-3 days	No.				
	1.2	4-10 days	No.				
	1.3	2-4 weeks	No.				
	1.4	More than 4 weeks	No.				
2	On Farm Trials (OFTs)		No.				
3	Front Line Demonstrations (FLDs) and other demonstrations		No.				
4	Awareness camps, exposure visits etc.		No.				
5	Input Distribution						
	5.1	Seeds (Field Crops)	Tonnes				
	5.2	Seeds (High Value Crops, spices etc.)	kg				
	5.3	Seeds (Root & Tuber Crops)	tonnes				
	5.4	Nursery plants	No.				
	5.5	Cutting , slips, suckers, etc	No.				
	5.6	Mushroom Spawns/ Bio-Fertilizers (in Packets)	Packets				
	5.7	Honey Bee Colonies	No.				
	5.8	Animals-large (Cattle/ Buffalo/ camel/horse/donkey/Mithun/Yak etc.)	No.				
	5.9	Animals-small (pig, sheep, goat etc.)	No.				
	5.1	Poultry chicks / duckling etc	No.				
	5.11	Fish Spawns/ fingerlings	No.				
	5.12	Small equipment's (upto Rs 2000)	No.				
	5.13	Medium Equipment's/ machinery (upto Rs 25000)	No.				
	5.14	Large Equipment's / machinery (> Rs. 25000)	No.				
	5.15	Infrastructure / Civil Works/	No.				

	Ponds etc					
5.16	Setting up plant nursery/ seed farm/ hatchery	No.				
5.17	Land development/ Reclamation / Conservation	hectares				
5.18	Fertilizers (NPK)/ Secondary fertilizers	tonnes				
5.19	Micro nutrients	tonnes				
5.2	FYM/ Vermicompost	tonnes				
5.21	Soil amendments (Gypsum, lime etc.)	tonnes				
5.22	Plant protection chemicals	kg				
5.23	Plant growth Promoter	kg				
5.24	Animal Feed	tonnes				
5.25	Animal Fodder	tonnes				
5.26	Animal medicines	doses				
5.27	Any other (Liquid PSB etc.)	Litre				
6	Services/Facilitation					
6.1	Animal Health Camps	No.				
6.2	Artificial Insemination / Vaccination	No.				
6.3	Veterinary Services (Hospitalization, on-site treatment, PD, surgery etc)	No.				
6.4	Testing samples of Soil, plant, water, feed, fodder and livestock	No.				
6.5	Promotion of agri-entrepreneurship	No.				
6.6	Promotion of IFS, IOFS, Natural Farming, Nutrigarden, kitchen garden, orchards etc	No.				
6.7	Creation of market links of farm produces	No.				
6.8	Use of Institute Facilities (Processing etc.) (in Hours)	Hours				
6.9	Subsidies/ Assistance (50% of Project cost, Max. Rs 10,000/beneficiary)	No.				
7	Distribution of Literature	No.				
8	Employment generation for livelihood	(Man-months)				
9	Fellowship, Stipends or Scholarship	No.				
10	Area oriented R&D Activity (project addressing the problems of agri. Sector faced by the SC/STs and benefit directly, which is measurable and identifiable)	No. of projects				
11	Monitoring & Evaluation of DAPSC/ST (upto 3%)					
12	Any other (specify)					

b. Fund received under TSP in 2023-24 (Rs. In lakh):

12. Details of DAPSC/ SCSP

a. Achievements of physical output under SCSP during 2023

Progress of DAPSC for the year 2023 (Jan. to Dec., 2023)

Name of KVK							
Sl.No .	Item/Activity		Units	Targets/Achievements		No. of Beneficiaries	
				Annual Targets	Achievements	Annual Target	Achievements
1	Trainings (Capacity building/ Skill Development etc.)		No.	4	4	120	120
	1.1	1-3 days	No.	1	1	30	30
	1.2	4-10 days	No.	3	3	90	90
	1.3	2-4 weeks	No.				
	1.4	More than 4 weeks	No.				
2	On Farm Trials (OFTs)		No.				
3	Front Line Demonstrations (FLDs) and other demonstrations		No.	10	7 Completed, 3 ongoing	400	320
4	Awareness camps, exposure visits etc.		No.	10		300	240
5	Input Distribution						
	5.1	Seeds (Field Crops)	Tonnes	2	2	60	60
	5.2	Seeds (High Value Crops, spices etc.)	kg	4	3	30	26
	5.3	Seeds (Root & Tuber Crops)	tonnes				
	5.4	Nursery plants	No.	2000	1500	100	75
	5.5	Cutting , slips, suckers, etc	No.	sweet potato 45000 slips for 3 acre		10	
	5.6	Mushroom Spawns/ Bio-Fertilizers (in Packets)	Packets	2000		100	
	5.7	Honey Bee Colonies	No.	20	15	20	15
	5.8	Animals-large (Cattle/ Buffalo/ camel/horse/donkey/Mithun/Yak etc.)	No.				
	5.9	Animals-small (pig, sheep, goat etc.)	No.				
	5.1	Poultry chicks / duckling etc	No.	3000	3000	300	300
	5.11	Fish Spawns/ fingerlings	No.				
	5.12	Small equipment's (upto Rs 2000)	No.				
	5.13	Medium Equipment's/ machinery (upto Rs 25000)	No.				
	5.14	Large Equipment's / machinery (> Rs. 25000)	No.				

	5.15	Infrastructure / Civil Works/ Ponds etc	No.	Shed Net House for 20 nos.	15	20	15
	5.16	Setting up plant nursery/ seed farm/ hatchery	No.				
	5.17	Land development/ Reclamation / Conservation	hectares	3	3	6	6
	5.18	Fertilizers (NPK)/ Secondary fertilizers	tonnes	0.05	0.044	50	44
	5.19	Micro nutrients	tonnes	0.05	0.044	50	44
	5.2	FYM/ Vermicompost	tonnes	2	1.12	20	17
	5.21	Soil amendments (Gypsum, lime etc.)	tonnes	2	1.12	25	20
	5.22	Plant protection chemicals	kg	100	75	200	150
	5.23	Plant growth Promoter	kg	100	75	200	150
	5.24	Animal Feed	tonnes	1	0.80	100	80
	5.25	Animal Fodder	tonnes	1	0.80	100	80
	5.26	Animal medicines	doses	200	150	60	45
	5.27	Any other (Liquid PSB etc.)	Litre				
6	Services/Facilitation						
	6.1	Animal Health Camps	No.	2	1	100	50
	6.2	Artificial Insemination / Vaccination	No.	2	1	50	25
	6.3	Veterinary Services (Hospitalization, on-site treatment, PD, surgery etc)	No.				
	6.4	Testing samples of Soil, plant, water, feed, fodder and livestock	No.	100	85	500	425
	6.5	Promotion of agri- entrepreneurship	No.	5	4	50	40
	6.6	Promotion of IFS, IOFS, Natural Farming, Nutrigarden, kitchen garden, orchards etc	No.	5	4	50	40
	6.7	Creation of market links of farm produces	No.	5	4	500	400
	6.8	Use of Institute Facilities (Processing etc.) (in Hours)	Hours				
	6.9	Subsidies/ Assistance (50% of Project cost, Max. Rs 10,000/beneficiary)	No.				
7	Distribution of Literature		No.	5	5	2500	2500
8	Employment generation for livelihood		(Man- months)				
9	Fellowship, Stipends or Scholarship		No.				
10	Area oriented R&D Activity (project addressing the problems of agri. Sector faced by the SC/STs and benefit directly, which is measurable and identifiable		No. of projects				
11	Monitoring & Evaluation of						

12	Any other (specify)
----	---------------------

b. Fund received under SCSP in 2023-24 (Rs. In lakh): **19 lakh**

13. Progress report of NICRA KVK (Technology Demonstration component) during the period (Applicable for KVKs identified under NICRA): NA

[illegible][illegible][illegible][illegible]

Capacity building

Thematic area	No of Courses	No of beneficiaries								
		SC	ST	Other			Total			
		M	F	M	F	M	F	M	F	T

Extension activities

Thematic area	No of activities	No of beneficiaries								
		SC	ST	Other			Total			
		M	F	M	F	M	F	M	F	T

Detailed report should be provided in the circulated Performa

14. Awards/Recognition received by the KVK: NA

Sl. No.	Name of the Award	Year	Conferring Authority	Amount	Purpose

Award received by Farmers from the KVK district

Sl. No.	Name of the Award	Name of the Farmer	Year	Conferring Authority	Amount	Purpose/ Theme
1.	Best SHG in the district	Subasini Ksheti	2023-24	Dept. of Agriculture and Farmers welfare	-	Millet cultivation and value addition
2.	Best Fish Farmer in the district	Subigyan Ranjan Pradhan	2018	Dept. of Fishery , Boudh		Science management practices in Fish Farming
3.	Best SHG in Fish farming	Sunita Pradhan	2023-24	OUAT, Bhubaneswar		Scientific in Fish Farming
4.	Best Farmer in the district	Pradeep Kr. Bhanja	2016	OUAT, Bhubaneswar		IFS
5.	Progressive Farmer of Odisha	Manoj Kr. Pradhan	2021	Department of Agriculture & Farmers' Empowerment, Government of Odisha		IFS
6.	Best Paddy (RICE) Seeds Production in Odisha	Manoj Kr. Pradhan	2022-23	OUAT, Bhubaneswar		Paddy Seed Production
7.	Best QPM producer	Sangram Pradhan	2012	OUAT, Bhubaneswar		QPM production
8.	Best Farmer Award	Sangram Pradhan	2013	Dept. Of Horticulture, Boudh		For making best Plantation
9.	Millionaire	Manoj Kr.	2023-	IARI / ICAR &		Organic

	Farmer of India	Pradhan	24	KRISHI JAGRAN		Cultivation
10.	Best Innovative farmer	Sangram Pradhan	2023	UAS Bangalore		Mango+ Pineapple intercropping

16. Any significant achievement of the KVK with facts and figures as well as quality photograph

A. 2 Nos. of farmers group have been made with 20 Nos. of participants who practices the organic farming in Kultakhali and Gudapada village. 2 nos. of SHG group in Kantamal block also engaged in vermicompost production. They also prepared vermicompost unit at their farm level. They have started their marketing of products at the local level and different types of district fair.



B. 20 Nos. of WSHGs have been started small scale Millet food (value addition of millets) enterprises for uplifting their livelihood. 5 nos. of Awareness programme on value addition of Millet crops have conducted in Sarsara, Tetelenga villages of Boudh block and Manamunda village of Kantamal block with 90 nos. of women SHG member. 3 nos. of millet recipe contest also have been conducted to increase awareness among the rural women.



C. Introduction of different types of exotic vegetables (Broccoli, yellow and purple colour cauliflower) in the farmers field for better income.



D. 25 Nos. of WSHGs have been started small scale mushroom enterprises for uplifting their livelihood.



17. Number of commodity based organizations/ farmers' cooperative society/ FPO formed/ associated with during last one year (Details of the group/society may be indicated) :

Sl. No.	Name of the organization/ Society	Trust Deed No. & date	Date of Trust Registration Address	Proposed Activity	Commodity Identified	No. of Members	Financial position (Rupees in lakh) (Collected Equity amount)	Success indicator
01	Palli Vikash Farmers Ph:7725509155 pallivikashfpc@gmail.com	-	25.07.2016 At- Pitambarpur, Til eswar, Harbhanga, Boudh-762013, Odisha	Marketing of Vegetables and production related activities.	Fruits and Vegetables	524	5,24,000/-	Technical interventions were also made on Quality planting material production in fruit crops(Pineapple inter cropped with mango),strawberry etc. With the help of KVK Scientist.
02	Matrushak Women Farmer Producer Company Limited Ph:8895206292 matrushaktipc@gmail.com	-	2021 At- Badachapali, Kantamal, Boudh, Odisha, 762017	Production, Processing and Marketing and input distribution	Paddy, Cotton, and Backyard Poultry	2018	Rs. 25,52,215 (Turn over 2022-23)	Mtrushakti women FPO has been mainly focused on production and input distribution of Paddy and cotton crop. are providing collective marketing facilities for vegetables, Pulses, Fruits, Poultry, and Goatary to the farmers at the village level and ensuring better prices from the traders. All the products of the farmers are collected at the PG level and collective marketing is done through traders.
03	Bhim Barul Krushak Producer Company Limited	-	14.09.2018 At-Sindhigora (Road Side Pada), P.O- Masinagora, Boudh-762018, Odisha Ph: 9668335622 e-mail: bkpcl@gmail.com	Marketing, Distribution of Input, Fertilizer, and Pesticides.	Business of Mahua flower with traders, Supply of Paddy seeds to Farmers. Distribution of Onion seeds, Green gram to Farmers in convergence with KVK, Horticulture & Agriculture departments	500	5,00,000/-	Bhim Barul FPO are successfully running their organization through mainly focus on input distribution and capacity building of the members.
04	Banani Krushak Producer Company Limited	-	17.10.2018 At/P.O.- Kantamal,	Marketing of Cotton, pulses and	Trading of Cotton and Green gram	446	2,30,000/-	Banani FPO has been successfully running their organization






			Boudh-762017, Odisha Ph-8260335602 e-mail: santoshmahakul1981@gmail.com	vegetables.	with traders. Supply of Cotton seed to farmers. Distribution of Onion Seeds, Green gram, Ground nut minikit to farmers in convergence with KVK, Horticulture & Agriculture departments			through successfully marketing and input distribution.
05	Banishree	-	31.03.2018 At/P.O.- Madhpur, Harbhanga, Boudh, Odisha Ph-8763805791 e-mail: peaceful2012@rediffmail.com	Marketing of vegetable, mushroom, Pulses, Processing of Haldi, Ragi, Trifala Value addition of Pulses, Amla etc	Turmeric, Vegetables, Haldi, Ragi, NTFP	547	5,12,000/-	Banishree FPO have very much active in their locality for their activity main in processing and marketing.
06	Salunki	-	26.08.2018 At/P.O.- Baghiapada, Boudh-762026, Odisha. Ph-7077774143 e-mail: peaceful2012@rediffmail.com	Sorting, Grading, Packaging, Marketing	Vegetables, Pulses, Mushroom	504	5,03,000/-	Salunki FPO have been emphasized on vermicompost and pulse production activities. Women Shareholder of this FPO are very much active and interested for mushroom enterprises. FPO now getting fund from different organization for smooth running of the organization for future.
07	Matima	-	06.12.2018 At/P.O.- Talgaon, Harbhanga, Boudh-762012, Odisha. Ph-9337705201 e-mail: peaceful2012@rediffmail.com	Marketing and value addition	Siali leaf plate	504	5,04,000/-	Matima FPO has been reached in success point by help of KVK through eco-friendly horticulture production in the region, SRI technique for paddy and also urged the farmers for adopting the organic farming by giving training.








18. Integrated Farming System (IFS)






Details of KVK Demo. Unit





Sl. No.	Module details (Component-wise)	Area under IFS (ha)	Production (Commodity-wise)	Cost of production in Rs. (Component-wise)	Value realized in Rs. (Commodity-wise)	No. of farmer adopted practicing IFS	% Change in adoption during the year
01	Pond	0.0541	15qt	6000/-	30,000/-	86	22%
02	Poultry	0.0529	33000	1,32,000/-	2,31,000/-	546	31%

19. Technologies for Doubling Farmers' Income

Sl. No.	Name of the Technology	Brief Details of Technology (3- 5 bullet points)	Net Return to the farmer (Rs.) per ha per year due to adoption of the technology	No. of farmers adopted the technology in the district	One high resolution 'Photo' in 'jpg' format for each technology
1	Mango Pineapple Intercropping	<ul style="list-style-type: none"> • Proper selection of suckers • Climate management for better fruiting. • Raised bed management and use of polythene mulching. 	Rs.12 lakh	110	 
2	Scientific Fish Cultivation	<ul style="list-style-type: none"> • Regular measurement of water parameter • Maintenance of the right number of the plankton • Proper amount of feeding on regular basis for fish • Pond management with preventive and control measures 	Rs. 1,60,000/-	87	  

3.	Vegetable Nursery Raising management	<ul style="list-style-type: none"> • Proper selection of crops and varieties. • Quality seed selection & seed treatment method • Care of nursery and micro climate management • Different plant growing media preparation • Water, pest and disease management 	Rs.69,000/-	370	 
	Low-Cost Polyhouse for Nursery Raising.	<ul style="list-style-type: none"> ● Raising of seedlings under low-cost pre-fabricated GI frame and UV stabilised polyfilm. ● Follow proper technique of nursery raising of different vegetables 	Rs.40,000(2 month)	250	 
	IFS	<ul style="list-style-type: none"> • Backyard rearing of improved poultry breed, • Scientific rearing of honey bee • Scientific Pisciculture viz. liming, manuring, plankton density measurement, techniques of water quality management, feed management, • Multiple stocking, harvesting • Scientific vegetable cultivation. 	Rs. 3,60,000	150	  

					
	Seedling of water melon are raised in poly bag in backyard	<ul style="list-style-type: none"> • Mortality in traditional seed sowing was 23% while it was 6% in sowing seeds in poly bag. • Weed population was reduced due to faster growth of plant in later stage. • Easy to take care of young seedling in backyard than in the main field which is labour and time saving. 	Rs.7,81,000	670	 
	Paddy Straw Mushroom Production	<ul style="list-style-type: none"> • Utilization of threshed paddy straw. • Feeding material (Pulse powder) (3% of dry substrate), Spawn(3%), soaking (8hrs), followed by pH (6-7), straining (moisture 65%), bed layering, covering with polythene, harvesting at budding stage. 	Rs.0.65 Lakh.	890	 

Artificial brooding management in chicks	<ul style="list-style-type: none"> • Brooding management for 21 days with floor space of 0.3 ft with help of chick guards, • Artificial heat @1-3 watt/chick, feeder and drinkers @ 1 each for 50 birds. • Vaccination against RD on 7th, 28th day IBD on 14thday 		120	 
Vermicompost production	<ul style="list-style-type: none"> • Selection for suitable organic waste for vermi bed preparation • Multiplication of earthworms. • Pest management for successful compost preparation • Production at farm scale and application to different crops. 	Rs. 58,067/-	89	 

20. Report on Digital Farming Initiatives in Agriculture/ Digital Ag. Extension Service: NA

Phase	Database prepared/ covered for		KVK level Committee		Various activity conducted for farmers
	Total no. of villages	Total no. of farmers	Date of formation	Name of members	
I (up-to 15.03.2018)					
II (up-to 24.04.2018)					
Total					

21. Information on Visit of Ministers to KVKs, if any (Please provide good quality photographs)NA

Date of Visit	Name of Hon'ble Minister	Name of Ministry	Salient points in his/ her observation (2-3 bulleted points)

22. a) Information on ASCI Skill Development Training Programme, if undertaken during 2023

Name of the Job role	Name of the certified Trainer of KVK for the Job role	Date of start of training	Date of complet ion of training	No. of participants						Whether uploaded to SIP Portal (Y/N)	Fund utilized for the training (Rs.)
				SC		ST		Other			
				M	F	M	F	M	F		
Small Mushroom grower (AGR/Q7808)	Mayuri Sing Sardar	1 ST May	27 th May	5	3	1	0	2	9	yes	Rs. 2,45,500/-

(Please provide good quality photographs)



Theoretical class taken by Sr.Scientist & Head



Practical class taken by SMS(Agril.Extension)



Exposure visit at OUAT tropical mushroom unit, Bhubaneswar

b) Information on Skill Development Training Programme (Other than ASCI or less than 200 hrs., if any) if undertaken during 2023

Thematic area of training	Title of the training	Duration (in hrs.)	No. of participants										Fund utilized for the training (Rs.)
			SC		ST		Other		Total				
			M	F	M	F	M	F	M	F	T		

23. Information on NARI Project (if applicable) NA

Name of Nodal Officer	No. of OFT on specified aspects	Title(s) of OFT	No. of FLD on specified aspects	No. of capacity development programme on specified aspects	Total no. of farm women/ girls involved in the project	Details of Issues related to gender mainstreaming addressed through the project

24. Any other programme organized by KVK, not covered above

Sl. No.	Name of the programme	Date of the programme	Venue	Purpose	No. of participants
1.	Training programme on Safe & judicious use of Glyphosate to the PCOs	09.11.2023 and 13.11.2023	KVK,Campus	To know about Glyphosate herbicides, its uses and impact on biodiversity and environment and to sensitize the farmers / public about restricted use of Glyphosate	50

25. Good quality action photographs of overall achievements of KVK during the year (best 10)



Awareness training on Promote the Use of Energy Efficient Agricultural Pump-set



Celebration of National Girl Child Day



Assessment of Weed management in Maize



Assessment of Onion Varieties of Rabi Season



Demonstration on Micronutrients on growth and yield of cauliflower



Demonstration on Management of Fall Army Worm in maize



Vocational Training on Mushroom Production and Bee Keeping under SCSP



Millet Recipe Contest at Manamunada G.P.KantamalBlock



**Viksit Bharat Sankalp Yatra
Programme**



**Method Demonstration : Seedling
raising technique by using pro-
tray method**



**PM -KISAN Web telecast
Programme**

**Sd/-
Sr.Scientist & Head
KVK,Boudh**
